

## Daily Summary for Amman Stock Exchange

### VALUE TRADED (JD)

	2019	2020	NET CHANGE	CHANGE (%)
Daily	6,779,851	5,005,394	-1,774,457	-26.17%
Cumulative(1/9-15/9)	89,917,134	49,734,590	-40,182,544	-44.69%
Cumulative(2/1-15/9)	1,015,711,509	660,121,044	-355,590,465	-35.01%

### NO. OF SHARES TRADED

	2019	2020	NET CHANGE	CHANGE (%)
Daily	6,157,103	6,539,174	382,071	6.21%
Cumulative(1/9-15/9)	71,796,910	76,501,096	4,704,186	6.55%
Cumulative(2/1-15/9)	849,660,910	705,658,102	-144,002,808	-16.95%

### NO. OF TRANSACTIONS

	2019	2020	NET CHANGE	CHANGE (%)
Daily	2,196	2,471	275	12.52%
Cumulative(1/9-15/9)	24,521	29,647	5,126	20.90%
Cumulative(2/1-15/9)	364,456	276,788	-87,668	-24.05%

### SOME FINANCIAL RATIOS FOR THE ASE (15/9/2020)

SECTOR	P/E	P/BV	DIVIDEND YIELD (%)	TURNOVER (%)
FINANCIAL	9.085	0.737	0.171	0.060
SERVICES	11.415	0.995	5.341	0.200
INDUSTRY	15.811	1.297	3.316	0.178
OVERALL	9.838	0.863	1.817	0.103

### STOCK PRICE INDEX WEIGHTED BY FREE FLOAT MARKET CAPITALIZATION (1999=1000)

	MONDAY 14/09/2020	TUESDAY 15/09/2020	% CHANGE	
			DAY BEFORE	YTD
GENERAL	1590.0	1579.7	-0.65%	-12.97%
FINANCIAL	2111.4	2100.5	-0.52%	-14.26%
SERVICES	1125.6	1110.8	-1.32%	-14.10%
INDUSTRY	1854.1	1851.5	-0.14%	-0.30%

### STOCK PRICE INDEX WEIGHTED BY FREE FLOAT MARKET CAPITALIZATION ASE20 (2014=1000)

	774.5	769.6	-0.64%	-13.63%
--	-------	-------	--------	---------

### STOCK PRICE INDEX WEIGHTED BY MARKET CAPITALIZATION (1991=1000)

	MONDAY 14/09/2020	TUESDAY 15/09/2020	% CHANGE	
			DAY BEFORE	YTD
GENERAL	2916.7	2904.2	-0.43%	-17.35%
BANKS	5409.6	5384.0	-0.47%	-24.12%
INSURANCE	1296.2	1296.2	0.00%	1.07%
SERVICES	675.4	671.6	-0.56%	-8.71%
INDUSTRY	2420.0	2413.1	-0.29%	-7.66%

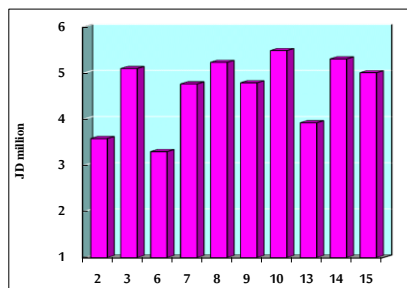
### STOCK PRICE MARKET INDEX WEIGHTED BY FREE FLOAT MARKET CAP. (2012=1000)

	MONDAY 14/09/2020	TUESDAY 15/09/2020	% CHANGE	
			DAY BEFORE	YTD
FIRST MARKET	832.8	827.9	-0.58%	-13.38%
SECOND MARKET	832.8	823.4	-1.13%	-1.51%

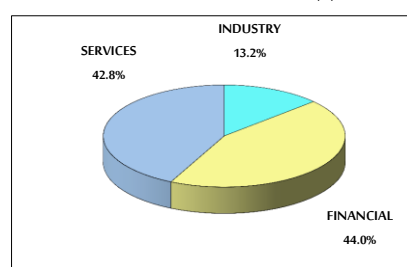
### MARKET CAPITALIZATION (JD)

	12,392,411,419	12,342,220,108	-0.41%	-17.25%
--	----------------	----------------	--------	---------

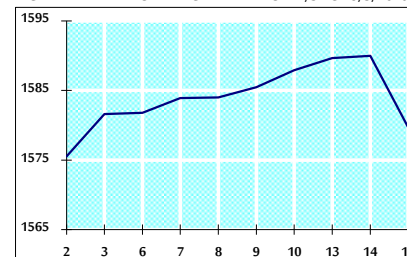
### VALUE TRADED FROM 2/9 TO 15/9/2020



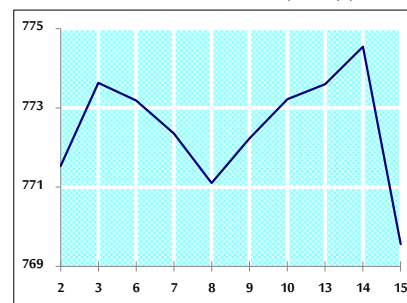
### VALUE TRADED BY SECTOR TUESDAY 15/9/2020



### GENERAL FREE FLOAT PRICE INDEX FROM 2/9 TO 15/9/2020



### ASE20 FREE FLOAT PRICE INDEX FROM 2/9 TO 15/9/2020



### GENERAL PRICE INDEX FROM 2/9 TO 15/9/2020

