

Daily Summary for Amman Stock Exchange

VALUE TRADED (JD)

	2019	2020	NET CHANGE	CHANGE (%)
Daily	3,918,379	3,309,538	-608,841	-15.54%
Cumulative(1/9-21/9)	109,696,971	68,080,804	-41,616,167	-37.94%
Cumulative(2/1-21/9)	1,035,491,346	678,467,258	-357,024,088	-34.48%

NO. OF SHARES TRADED

	2019	2020	NET CHANGE	CHANGE (%)
Daily	3,061,872	5,243,006	2,181,134	71.24%
Cumulative(1/9-21/9)	88,982,570	102,920,623	13,938,053	15.66%
Cumulative(2/1-21/9)	866,846,570	732,077,629	-134,768,941	-15.55%

NO. OF TRANSACTIONS

	2019	2020	NET CHANGE	CHANGE (%)
Daily	1,470	2,117	647	44.01%
Cumulative(1/9-21/9)	33,016	37,693	4,677	14.17%
Cumulative(2/1-21/9)	372,951	284,834	-88,117	-23.63%

SOME FINANCIAL RATIOS FOR THE ASE (21/9/2020)

SECTOR	P/E	P/BV	DIVIDEND YIELD (%)	TURNOVER (%)
FINANCIAL	9.246	0.751	0.168	0.058
SERVICES	11.409	0.994	5.343	0.094
INDUSTRY	15.740	1.291	3.331	0.198
OVERALL	9.930	0.871	1.800	0.083

STOCK PRICE INDEX WEIGHTED BY FREE FLOAT MARKET CAPITALIZATION (1999=1000)

	SUNDAY 20/09/2020	MONDAY 21/09/2020	% CHANGE	
			DAY BEFORE	YTD
GENERAL	1586.9	1596.5	0.60%	-12.05%
FINANCIAL	2117.0	2137.7	0.97%	-12.75%
SERVICES	1108.4	1109.0	0.05%	-14.23%
INDUSTRY	1853.0	1851.9	-0.06%	-0.27%

STOCK PRICE INDEX WEIGHTED BY FREE FLOAT MARKET CAPITALIZATION ASE20 (2014=1000)

	774.5	780.1	0.72%	-12.45%
--	-------	-------	-------	---------

STOCK PRICE INDEX WEIGHTED BY MARKET CAPITALIZATION (1991=1000)

	SUNDAY 20/09/2020	MONDAY 21/09/2020	% CHANGE	
			DAY BEFORE	YTD
GENERAL	2920.2	2931.3	0.38%	-16.58%
BANKS	5454.1	5494.5	0.74%	-22.57%
INSURANCE	1295.0	1295.9	0.07%	1.05%
SERVICES	669.8	672.9	0.46%	-8.54%
INDUSTRY	2404.1	2395.6	-0.35%	-8.33%

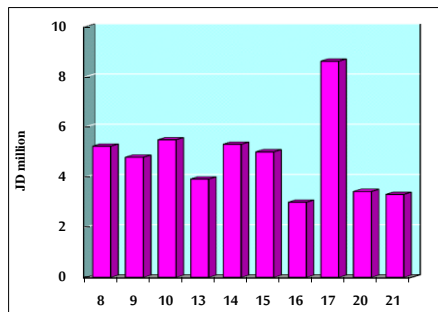
STOCK PRICE MARKET INDEX WEIGHTED BY FREE FLOAT MARKET CAP. (2012=1000)

	SUNDAY 20/09/2020	MONDAY 21/09/2020	% CHANGE	
			DAY BEFORE	YTD
FIRST MARKET	832.5	838.2	0.68%	-12.31%
SECOND MARKET	824.1	827.1	0.37%	-1.06%

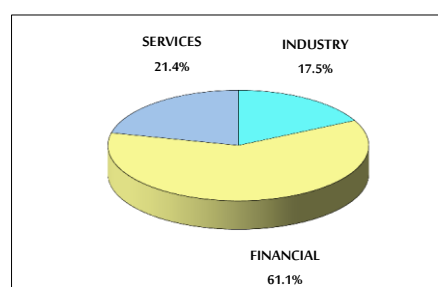
MARKET CAPITALIZATION (JD)

	12,409,835,117	12,454,134,708	0.36%	-16.50%
--	----------------	----------------	-------	---------

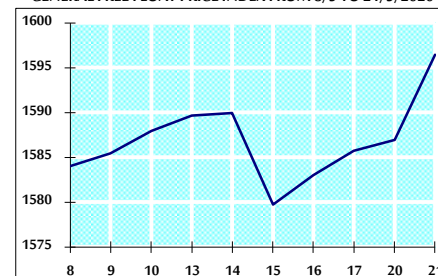
VALUE TRADED FROM 8/9 TO 21/9/2020



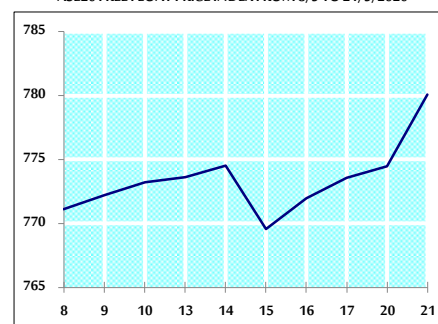
VALUE TRADED BY SECTOR MONDAY 21/9/2020



GENERAL FREE FLOAT PRICE INDEX FROM 8/9 TO 21/9/2020



ASE20 FREE FLOAT PRICE INDEX FROM 8/9 TO 21/9/2020



GENERAL PRICE INDEX FROM 8/9 TO 21/9/2020

