

## Daily Summary for Amman Stock Exchange

### VALUE TRADED (JD)

	2019	2020	NET CHANGE	CHANGE (%)
Daily	5,788,685	3,821,836	-1,966,849	-33.98%
Cumulative(1/9-22/9)	115,485,656	71,902,640	-43,583,016	-37.74%
Cumulative(2/1-22/9)	1,041,280,031	682,289,094	-358,990,937	-34.48%

### NO. OF SHARES TRADED

	2019	2020	NET CHANGE	CHANGE (%)
Daily	5,128,822	5,896,333	767,511	14.96%
Cumulative(1/9-22/9)	94,111,392	108,816,956	14,705,564	15.63%
Cumulative(2/1-22/9)	871,975,392	737,973,962	-134,001,430	-15.37%

### NO. OF TRANSACTIONS

	2019	2020	NET CHANGE	CHANGE (%)
Daily	2,240	1,900	-340	-15.18%
Cumulative(1/9-22/9)	35,256	39,593	4,337	12.30%
Cumulative(2/1-22/9)	375,191	286,734	-88,457	-23.58%

### SOME FINANCIAL RATIOS FOR THE ASE (22/9/2020)

SECTOR	P/E	P/BV	DIVIDEND YIELD (%)	TURNOVER (%)
FINANCIAL	9.234	0.750	0.168	0.051
SERVICES	11.444	0.997	5.327	0.081
INDUSTRY	15.779	1.295	3.323	0.334
OVERALL	9.933	0.871	1.800	0.093

### STOCK PRICE INDEX WEIGHTED BY FREE FLOAT MARKET CAPITALIZATION (1999=1000)

	MONDAY 21/09/2020	TUESDAY 22/09/2020	% CHANGE	
			DAY BEFORE	YTD
GENERAL	1596.5	1596.2	-0.02%	-12.07%
FINANCIAL	2137.7	2135.3	-0.11%	-12.84%
SERVICES	1109.0	1110.4	0.12%	-14.13%
INDUSTRY	1851.9	1852.2	0.02%	-0.26%

### STOCK PRICE INDEX WEIGHTED BY FREE FLOAT MARKET CAPITALIZATION ASE20 (2014=1000)

	780.1	780.1	0.01%	-12.44%
--	-------	-------	-------	---------

### STOCK PRICE INDEX WEIGHTED BY MARKET CAPITALIZATION (1991=1000)

	MONDAY 21/09/2020	TUESDAY 22/09/2020	% CHANGE	
			DAY BEFORE	YTD
GENERAL	2931.3	2932.2	0.03%	-16.55%
BANKS	5494.5	5487.5	-0.13%	-22.66%
INSURANCE	1295.9	1298.6	0.21%	1.26%
SERVICES	672.9	674.4	0.22%	-8.33%
INDUSTRY	2395.6	2400.4	0.20%	-8.14%

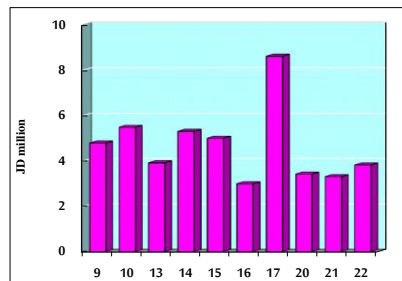
### STOCK PRICE MARKET INDEX WEIGHTED BY FREE FLOAT MARKET CAP. (2012=1000)

	MONDAY 21/09/2020	TUESDAY 22/09/2020	% CHANGE	
			DAY BEFORE	YTD
FIRST MARKET	838.2	838.1	-0.01%	-12.32%
SECOND MARKET	827.1	827.3	0.01%	-1.05%

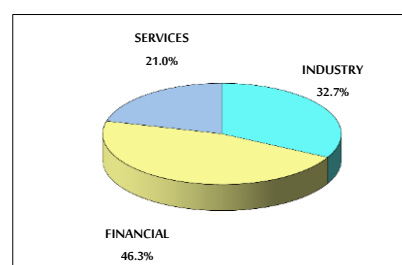
### MARKET CAPITALIZATION (JD)

	12,454,134,708	12,458,512,028	0.04%	-16.47%
--	----------------	----------------	-------	---------

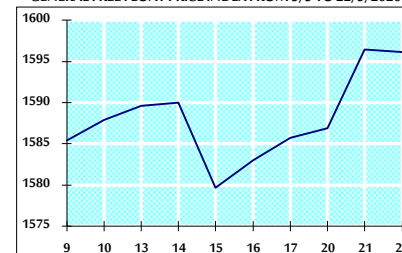
### VALUE TRADED FROM 9/9 TO 22/9/2020



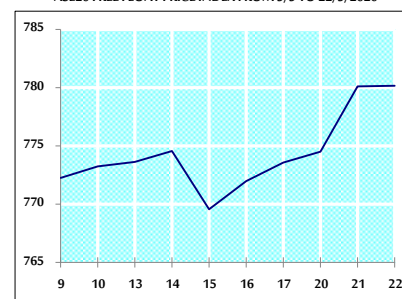
### VALUE TRADED BY SECTOR TUESDAY 22/9/2020



### GENERAL FREE FLOAT PRICE INDEX FROM 9/9 TO 22/9/2020



### ASE20 FREE FLOAT PRICE INDEX FROM 9/9 TO 22/9/2020



### GENERAL PRICE INDEX FROM 9/9 TO 22/9/2020

