

Daily Summary for Amman Stock Exchange

VALUE TRADED (JD)

	2019	2020	NET CHANGE	CHANGE (%)
Daily	6,264,579	5,292,579	-972,000	-15.52%
Cumulative(1/9-23/9)	121,750,235	77,195,219	-44,555,016	-36.60%
Cumulative(2/1-23/9)	1,047,544,610	687,581,673	-359,962,937	-34.36%

NO. OF SHARES TRADED

	2019	2020	NET CHANGE	CHANGE (%)
Daily	6,469,790	8,406,341	1,936,551	29.93%
Cumulative(1/9-23/9)	100,581,182	117,223,297	16,642,115	16.55%
Cumulative(2/1-23/9)	878,445,182	746,380,303	-132,064,879	-15.03%

NO. OF TRANSACTIONS

	2019	2020	NET CHANGE	CHANGE (%)
Daily	2,338	2,215	-123	-5.26%
Cumulative(1/9-23/9)	37,594	41,808	4,214	11.21%
Cumulative(2/1-23/9)	377,529	288,949	-88,580	-23.46%

SOME FINANCIAL RATIOS FOR THE ASE (23/9/2020)

SECTOR	P/E	P/BV	DIVIDEND YIELD (%)	TURNOVER (%)
FINANCIAL	9.175	0.745	0.169	0.081
SERVICES	11.369	0.991	5.362	0.148
INDUSTRY	15.794	1.296	3.320	0.385
OVERALL	9.885	0.867	1.808	0.133

STOCK PRICE INDEX WEIGHTED BY FREE FLOAT MARKET CAPITALIZATION (1999=1000)

	TUESDAY 22/09/2020	WEDNESDAY 23/09/2020	% CHANGE	
			DAY BEFORE	YTD
GENERAL	1596.2	1585.4	-0.67%	-12.66%
FINANCIAL	2135.3	2118.3	-0.80%	-13.54%
SERVICES	1110.4	1103.6	-0.61%	-14.65%
INDUSTRY	1852.2	1849.3	-0.16%	-0.41%

STOCK PRICE INDEX WEIGHTED BY FREE FLOAT MARKET CAPITALIZATION ASE20 (2014=1000)

	780.1	774.5	-0.72%	-13.07%
--	-------	-------	--------	---------

STOCK PRICE INDEX WEIGHTED BY MARKET CAPITALIZATION (1991=1000)

	TUESDAY 22/09/2020	WEDNESDAY 23/09/2020	% CHANGE	
			DAY BEFORE	YTD
GENERAL	2932.2	2918.1	-0.48%	-16.95%
BANKS	5487.5	5450.2	-0.68%	-23.19%
INSURANCE	1298.6	1298.9	0.02%	1.28%
SERVICES	674.4	670.4	-0.59%	-8.88%
INDUSTRY	2400.4	2399.9	-0.02%	-8.16%

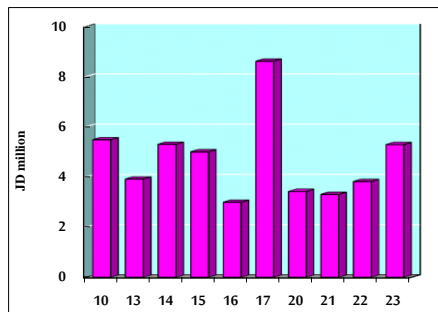
STOCK PRICE MARKET INDEX WEIGHTED BY FREE FLOAT MARKET CAP. (2012=1000)

	TUESDAY 22/09/2020	WEDNESDAY 23/09/2020	% CHANGE	
			DAY BEFORE	YTD
FIRST MARKET	838.1	832.7	-0.64%	-12.89%
SECOND MARKET	827.3	820.7	-0.79%	-1.83%

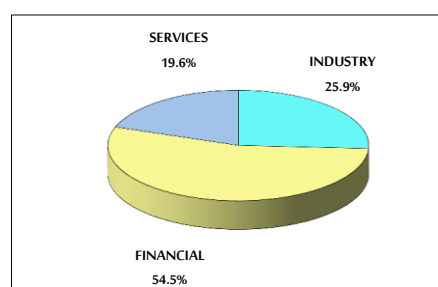
MARKET CAPITALIZATION (JD)

	12,458,512,028	12,402,139,427	-0.45%	-16.85%
--	----------------	----------------	--------	---------

VALUE TRADED FROM 10/9 TO 23/9/2020



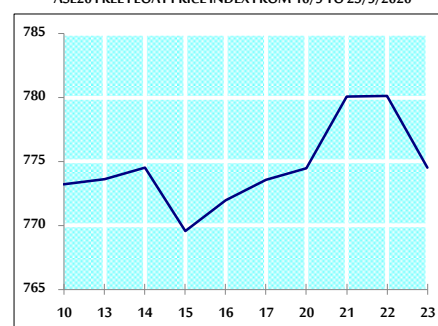
VALUE TRADED BY SECTOR WEDNESDAY 23/9/2020



GENERAL FREE FLOAT PRICE INDEX FROM 10/9 TO 23/9/2020



ASE20 FREE FLOAT PRICE INDEX FROM 10/9 TO 23/9/2020



GENERAL PRICE INDEX FROM 10/9 TO 23/9/2020

