

Daily Summary for Amman Stock Exchange

VALUE TRADED (JD)

	2019	2020	NET CHANGE	CHANGE (%)
Daily	3,259,778	4,999,945	1,740,167	53.38%
Cumulative(1/10-15/10)	55,620,256	45,725,801	-9,894,455	-17.79%
Cumulative(2/1-15/10)	1,133,411,473	756,786,709	-376,624,764	-33.23%

NO. OF SHARES TRADED

	2019	2020	NET CHANGE	CHANGE (%)
Daily	3,046,283	6,641,499	3,595,216	118.02%
Cumulative(1/10-15/10)	46,471,225	56,555,346	10,084,121	21.70%
Cumulative(2/1-15/10)	949,998,888	833,981,932	-116,016,956	-12.21%

NO. OF TRANSACTIONS

	2019	2020	NET CHANGE	CHANGE (%)
Daily	1,914	2,412	498	26.02%
Cumulative(1/10-15/10)	22,670	19,631	-3,039	-13.41%
Cumulative(2/1-15/10)	410,009	319,234	-90,775	-22.14%

SOME FINANCIAL RATIOS FOR THE ASE (15/10/2020)

SECTOR	P/E	P/BV	DIVIDEND YIELD (%)	TURNOVER (%)
FINANCIAL	9.021	0.731	0.172	0.097
SERVICES	11.315	0.983	5.406	0.069
INDUSTRY	15.017	1.123	4.259	0.197
OVERALL	9.510	0.810	1.910	0.104

STOCK PRICE INDEX WEIGHTED BY FREE FLOAT MARKET CAPITALIZATION (1999=1000)

	WEDNESDAY 14/10/2020	THURSDAY 15/10/2020	% CHANGE	
			DAY BEFORE	YTD
GENERAL	1571.8	1572.2	0.02%	-13.39%
FINANCIAL	2090.8	2093.6	0.13%	-14.54%
SERVICES	1096.5	1094.4	-0.19%	-15.36%
INDUSTRY	1882.3	1879.7	-0.14%	1.23%

STOCK PRICE INDEX WEIGHTED BY FREE FLOAT MARKET CAPITALIZATION ASE20 (2014=1000)

	765.2	766.1	0.12%	-14.01%
--	-------	-------	-------	---------

STOCK PRICE INDEX WEIGHTED BY MARKET CAPITALIZATION (1991=1000)

	WEDNESDAY 14/10/2020	THURSDAY 15/10/2020	% CHANGE	
			DAY BEFORE	YTD
GENERAL	2899.5	2903.9	0.15%	-17.36%
BANKS	5303.4	5325.2	0.41%	-24.95%
INSURANCE	1290.4	1288.6	-0.14%	0.47%
SERVICES	672.8	673.2	0.05%	-8.51%
INDUSTRY	2493.4	2483.2	-0.41%	-4.97%

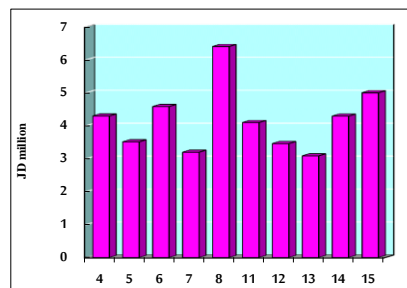
STOCK PRICE MARKET INDEX WEIGHTED BY FREE FLOAT MARKET CAP. (2012=1000)

	WEDNESDAY 14/10/2020	THURSDAY 15/10/2020	% CHANGE	
			DAY BEFORE	YTD
FIRST MARKET	823.3	824.1	0.09%	-13.79%
SECOND MARKET	826.6	826.6	0.00%	-1.13%

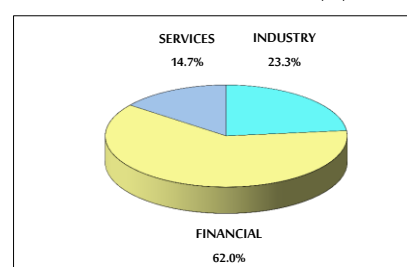
MARKET CAPITALIZATION (JD)

	12,342,222,063	12,358,039,028	0.13%	-17.14%
--	----------------	----------------	-------	---------

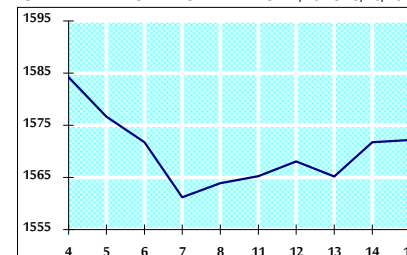
VALUE TRADED FROM 4/10 TO 15/10/2020



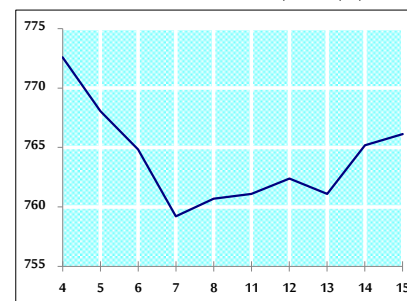
VALUE TRADED BY SECTOR THURSDAY 15/10/2020



GENERAL FREE FLOAT PRICE INDEX FROM 4/10 TO 15/10/2020



ASE20 FREE FLOAT PRICE INDEX FROM 4/10 TO 15/10/2020



GENERAL PRICE INDEX FROM 4/10 TO 15/10/2020

