

## Daily Summary for Amman Stock Exchange

### VALUE TRADED (JD)

	2019	2020	NET CHANGE	CHANGE (%)
Daily	4,802,467	3,392,303	-1,410,164	-29.36%
Cumulative(1/10-19/10)	64,486,444	52,341,101	-12,145,343	-18.83%
Cumulative(2/1-19/10)	1,142,277,661	763,402,009	-378,875,652	-33.17%

### NO. OF SHARES TRADED

	2019	2020	NET CHANGE	CHANGE (%)
Daily	4,282,723	3,988,221	-294,502	-6.88%
Cumulative(1/10-19/10)	53,988,456	64,838,834	10,850,378	20.10%
Cumulative(2/1-19/10)	957,516,119	842,265,420	-115,250,699	-12.04%

### NO. OF TRANSACTIONS

	2019	2020	NET CHANGE	CHANGE (%)
Daily	1,955	1,467	-488	-24.96%
Cumulative(1/10-19/10)	26,604	22,713	-3,891	-14.63%
Cumulative(2/1-19/10)	413,943	322,316	-91,627	-22.14%

### SOME FINANCIAL RATIOS FOR THE ASE (19/10/2020)

SECTOR	P/E	P/BV	DIVIDEND YIELD (%)	TURNOVER (%)
FINANCIAL	8.924	0.723	0.174	0.031
SERVICES	11.220	0.975	5.452	0.112
INDUSTRY	14.979	1.120	4.270	0.151
OVERALL	9.426	0.803	1.927	0.062

### STOCK PRICE INDEX WEIGHTED BY FREE FLOAT MARKET CAPITALIZATION (1999=1000)

	SUNDAY 18/10/2020	MONDAY 19/10/2020	% CHANGE	
			DAY BEFORE	YTD
GENERAL	1564.5	1560.5	-0.26%	-14.03%
FINANCIAL	2083.1	2078.8	-0.20%	-15.15%
SERVICES	1089.8	1085.5	-0.40%	-16.05%
INDUSTRY	1877.0	1870.7	-0.33%	0.74%

### STOCK PRICE INDEX WEIGHTED BY FREE FLOAT MARKET CAPITALIZATION ASE20 (2014=1000)

	761.3	759.7	-0.22%	-14.74%
--	-------	-------	--------	---------

### STOCK PRICE INDEX WEIGHTED BY MARKET CAPITALIZATION (1991=1000)

	SUNDAY 18/10/2020	MONDAY 19/10/2020	% CHANGE	
			DAY BEFORE	YTD
GENERAL	2882.7	2878.1	-0.16%	-18.09%
BANKS	5269.4	5260.4	-0.17%	-25.86%
INSURANCE	1291.4	1294.5	0.24%	0.93%
SERVICES	669.7	667.7	-0.30%	-9.25%
INDUSTRY	2480.6	2479.2	-0.06%	-5.13%

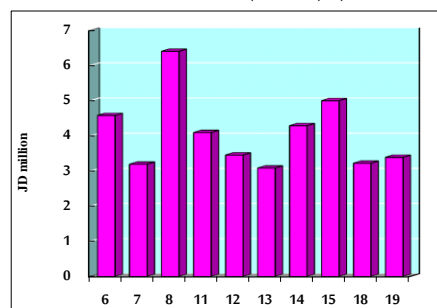
### STOCK PRICE MARKET INDEX WEIGHTED BY FREE FLOAT MARKET CAP. (2012=1000)

	SUNDAY 18/10/2020	MONDAY 19/10/2020	% CHANGE	
			DAY BEFORE	YTD
FIRST MARKET	819.7	817.8	-0.23%	-14.44%
SECOND MARKET	824.5	819.7	-0.59%	-1.96%

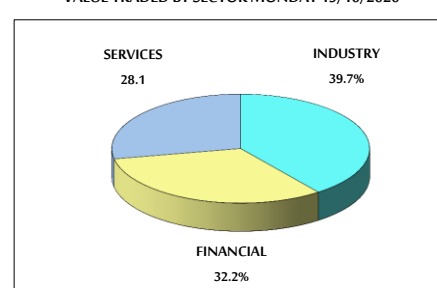
### MARKET CAPITALIZATION (JD)

	12,282,370,045	12,259,636,132	-0.19%	-17.80%
--	----------------	----------------	--------	---------

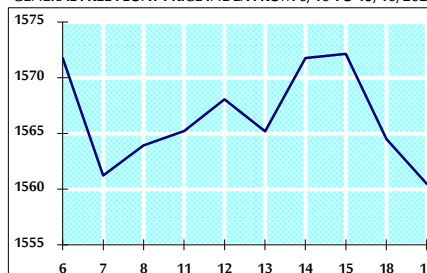
### VALUE TRADED FROM 6/10 TO 19/10/2020



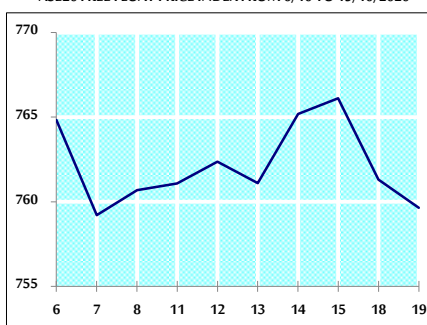
### VALUE TRADED BY SECTOR MONDAY 19/10/2020



### GENERAL FREE FLOAT PRICE INDEX FROM 6/10 TO 19/10/2020



### ASE20 FREE FLOAT PRICE INDEX FROM 6/10 TO 19/10/2020



### GENERAL PRICE INDEX FROM 6/10 TO 19/10/2020

