

Daily Summary for Amman Stock Exchange

VALUE TRADED (JD)

	2019	2020	NET CHANGE	CHANGE (%)
Daily	3,332,716	3,879,784	547,068	16.42%
Cumulative(1/10-20/10)	67,819,160	56,220,885	-11,598,275	-17.10%
Cumulative(2/1-20/10)	1,145,610,377	767,281,793	-378,328,584	-33.02%

NO. OF SHARES TRADED

	2019	2020	NET CHANGE	CHANGE (%)
Daily	3,179,988	4,607,270	1,427,282	44.88%
Cumulative(1/10-20/10)	57,168,444	69,446,104	12,277,660	21.48%
Cumulative(2/1-20/10)	960,696,107	846,872,690	-113,823,417	-11.85%

NO. OF TRANSACTIONS

	2019	2020	NET CHANGE	CHANGE (%)
Daily	1,480	1,847	367	24.80%
Cumulative(1/10-20/10)	28,084	24,560	-3,524	-12.55%
Cumulative(2/1-20/10)	415,423	324,163	-91,260	-21.97%

SOME FINANCIAL RATIOS FOR THE ASE (20/10/2020)

SECTOR	P/E	P/BV	DIVIDEND YIELD (%)	TURNOVER (%)
FINANCIAL	8.921	0.723	0.174	0.066
SERVICES	11.187	0.972	5.468	0.046
INDUSTRY	14.969	1.119	4.273	0.146
OVERALL	9.417	0.802	1.929	0.072

STOCK PRICE INDEX WEIGHTED BY FREE FLOAT MARKET CAPITALIZATION (1999=1000)

	MONDAY 19/10/2020	TUESDAY 20/10/2020	% CHANGE	
			DAY BEFORE	YTD
GENERAL	1560.5	1555.8	-0.30%	-14.29%
FINANCIAL	2078.8	2070.7	-0.39%	-15.48%
SERVICES	1085.5	1085.3	-0.02%	-16.07%
INDUSTRY	1870.7	1868.4	-0.13%	0.61%

STOCK PRICE INDEX WEIGHTED BY FREE FLOAT MARKET CAPITALIZATION ASE20 (2014=1000)

	759.7	757.2	-0.32%	-15.02%
--	-------	-------	--------	---------

STOCK PRICE INDEX WEIGHTED BY MARKET CAPITALIZATION (1991=1000)

	MONDAY 19/10/2020	TUESDAY 20/10/2020	% CHANGE	
			DAY BEFORE	YTD
GENERAL	2878.1	2875.5	-0.09%	-18.16%
BANKS	5260.4	5260.6	0.00%	-25.86%
INSURANCE	1294.5	1294.5	0.00%	0.93%
SERVICES	667.7	663.6	-0.61%	-9.80%
INDUSTRY	2479.2	2480.7	0.06%	-5.07%

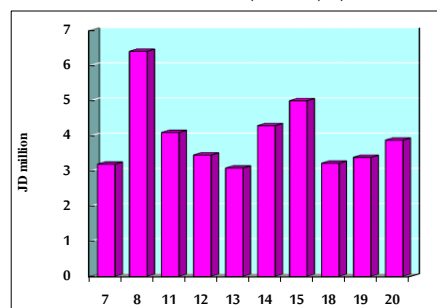
STOCK PRICE MARKET INDEX WEIGHTED BY FREE FLOAT MARKET CAP. (2012=1000)

	MONDAY 19/10/2020	TUESDAY 20/10/2020	% CHANGE	
			DAY BEFORE	YTD
FIRST MARKET	817.8	815.1	-0.33%	-14.73%
SECOND MARKET	819.7	817.6	-0.25%	-2.20%

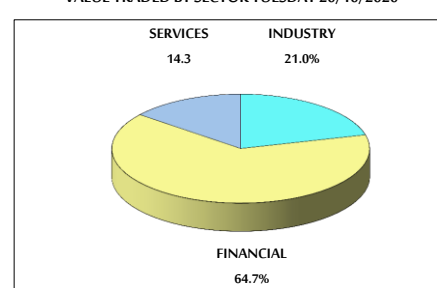
MARKET CAPITALIZATION (JD)

	12,259,636,132	12,250,388,182	-0.08%	-17.86%
--	----------------	----------------	--------	---------

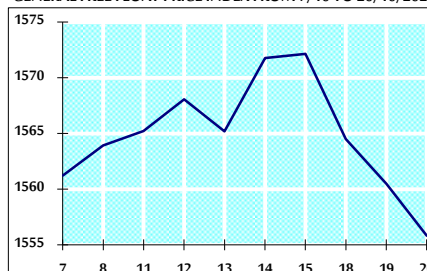
VALUE TRADED FROM 7/10 TO 20/10/2020



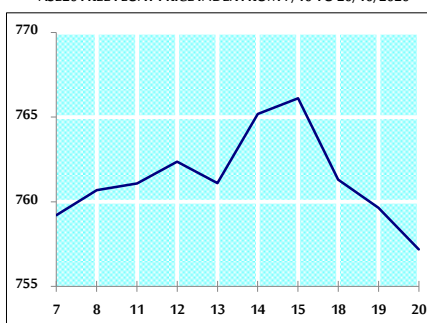
VALUE TRADED BY SECTOR TUESDAY 20/10/2020



GENERAL FREE FLOAT PRICE INDEX FROM 7/10 TO 20/10/2020



ASE20 FREE FLOAT PRICE INDEX FROM 7/10 TO 20/10/2020



GENERAL PRICE INDEX FROM 7/10 TO 20/10/2020

