

Daily Summary for Amman Stock Exchange

VALUE TRADED (JD)

	2019	2020	NET CHANGE	CHANGE (%)
Daily	3,192,395	4,334,490	1,142,095	35.78%
Cumulative(1/11-22/11)	63,621,638	50,439,926	-13,181,712	-20.72%
Cumulative(2/1-22/11)	1,400,679,197	840,532,636	-560,146,561	-39.99%

NO. OF SHARES TRADED

	2019	2020	NET CHANGE	CHANGE (%)
Daily	4,823,401	5,345,585	522,184	10.83%
Cumulative(1/11-22/11)	62,208,728	67,898,111	5,689,383	9.15%
Cumulative(2/1-22/11)	1,084,308,683	943,962,134	-140,346,549	-12.94%

NO. OF TRANSACTIONS

	2019	2020	NET CHANGE	CHANGE (%)
Daily	1,966	1,743	-223	-11.34%
Cumulative(1/11-22/11)	22,659	21,906	-753	-3.32%
Cumulative(2/1-22/11)	453,507	356,659	-96,848	-21.36%

SOME FINANCIAL RATIOS FOR THE ASE (22/11/2020)

SECTOR	P/E	P/BV	DIVIDEND YIELD (%)	TURNOVER (%)
FINANCIAL	8.904	0.722	0.174	0.054
SERVICES	11.150	0.969	5.487	0.112
INDUSTRY	15.444	1.155	4.142	0.197
OVERALL	9.433	0.803	1.926	0.084

STOCK PRICE INDEX WEIGHTED BY FREE FLOAT MARKET CAPITALIZATION (1999=1000)

	THURSDAY 19/11/2020	SUNDAY 22/11/2020	% CHANGE	
			DAY BEFORE	YTD
GENERAL	1555.5	1555.1	-0.02%	-14.33%
FINANCIAL	2066.7	2069.2	0.12%	-15.54%
SERVICES	1072.1	1064.1	-0.74%	-17.70%
INDUSTRY	1963.3	1970.5	0.37%	6.11%

STOCK PRICE INDEX WEIGHTED BY FREE FLOAT MARKET CAPITALIZATION ASE20 (2014=1000)

	THURSDAY 19/11/2020	SUNDAY 22/11/2020	% CHANGE
	752.4	752.1	-0.04%

STOCK PRICE INDEX WEIGHTED BY MARKET CAPITALIZATION (1991=1000)

	THURSDAY 19/11/2020	SUNDAY 22/11/2020	% CHANGE	
			DAY BEFORE	YTD
GENERAL	2872.9	2880.3	0.26%	-18.03%
BANKS	5236.3	5250.5	0.27%	-26.00%
INSURANCE	1301.0	1299.1	-0.14%	1.30%
SERVICES	663.8	663.4	-0.06%	-9.83%
INDUSTRY	2493.2	2504.7	0.46%	-4.15%

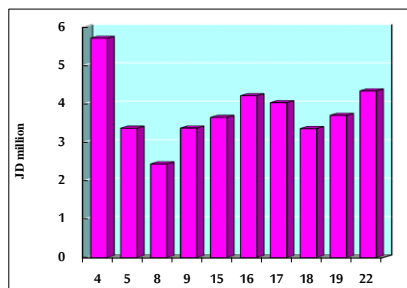
STOCK PRICE MARKET INDEX WEIGHTED BY FREE FLOAT MARKET CAP. (2012=1000)

	THURSDAY 19/11/2020	SUNDAY 22/11/2020	% CHANGE	
			DAY BEFORE	YTD
FIRST MARKET	811.5	811.5	0.00%	-15.10%
SECOND MARKET	833.8	832.2	-0.19%	-0.45%

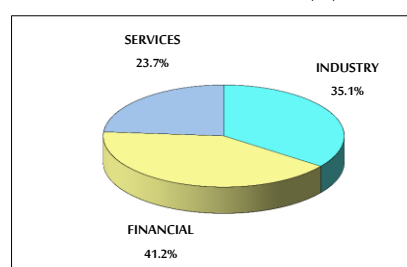
MARKET CAPITALIZATION (JD)

	2019	2020	% CHANGE
	12,284,093,585	12,308,591,926	0.20%

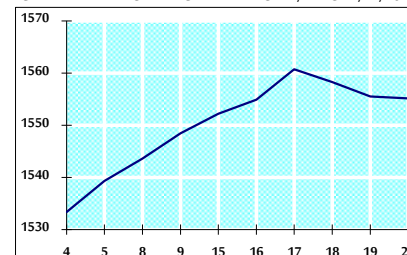
VALUE TRADED FROM 4/11 TO 22/11/2020



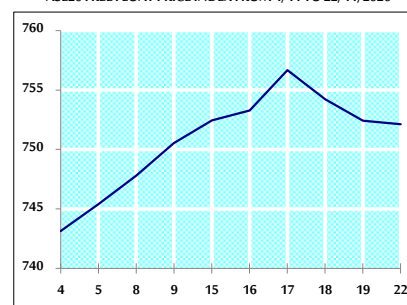
VALUE TRADED BY SECTOR SUNDAY 22/11/2020



GENERAL FREE FLOAT PRICE INDEX FROM 4/11 TO 22/11/2020



ASE20 FREE FLOAT PRICE INDEX FROM 4/11 TO 22/11/2020



GENERAL PRICE INDEX FROM 4/11 TO 22/11/2020

