

Daily Summary for Amman Stock Exchange

VALUE TRADED (JD)

	2019	2020	NET CHANGE	CHANGE (%)
Daily	3,902,262	3,884,004	-18,258	-0.47%
Cumulative(1/11-23/11)	67,523,900	54,323,930	-13,199,970	-19.55%
Cumulative(2/1-23/11)	1,404,581,459	844,416,640	-560,164,819	-39.88%

NO. OF SHARES TRADED

	2019	2020	NET CHANGE	CHANGE (%)
Daily	3,784,943	4,811,875	1,026,932	27.13%
Cumulative(1/11-23/11)	65,993,671	72,709,986	6,716,315	10.18%
Cumulative(2/1-23/11)	1,088,093,626	948,774,009	-139,319,617	-12.80%

NO. OF TRANSACTIONS

	2019	2020	NET CHANGE	CHANGE (%)
Daily	1,745	1,892	147	8.42%
Cumulative(1/11-23/11)	24,404	23,798	-606	-2.48%
Cumulative(2/1-23/11)	455,252	358,551	-96,701	-21.24%

SOME FINANCIAL RATIOS FOR THE ASE (23/11/2020)

SECTOR	P/E	P/BV	DIVIDEND YIELD (%)	TURNOVER (%)
FINANCIAL	8.872	0.719	0.175	0.061
SERVICES	11.138	0.968	5.492	0.092
INDUSTRY	15.391	1.151	4.156	0.123
OVERALL	9.401	0.801	1.932	0.075

STOCK PRICE INDEX WEIGHTED BY FREE FLOAT MARKET CAPITALIZATION (1999=1000)

	SUNDAY 22/11/2020	MONDAY 23/11/2020	% CHANGE	
			DAY BEFORE	YTD
GENERAL	1555.1	1549.6	-0.35%	-14.63%
FINANCIAL	2069.2	2061.7	-0.36%	-15.85%
SERVICES	1064.1	1062.0	-0.20%	-17.87%
INDUSTRY	1970.5	1962.8	-0.39%	5.70%

STOCK PRICE INDEX WEIGHTED BY FREE FLOAT MARKET CAPITALIZATION ASE20 (2014=1000)

	752.1	749.5	-0.35%	-15.88%
--	-------	-------	--------	---------

STOCK PRICE INDEX WEIGHTED BY MARKET CAPITALIZATION (1991=1000)

	SUNDAY 22/11/2020	MONDAY 23/11/2020	% CHANGE	
			DAY BEFORE	YTD
GENERAL	2880.3	2870.6	-0.34%	-18.30%
BANKS	5250.5	5227.9	-0.43%	-26.32%
INSURANCE	1299.1	1294.5	-0.36%	0.93%
SERVICES	663.4	664.5	0.17%	-9.68%
INDUSTRY	2504.7	2493.4	-0.45%	-4.58%

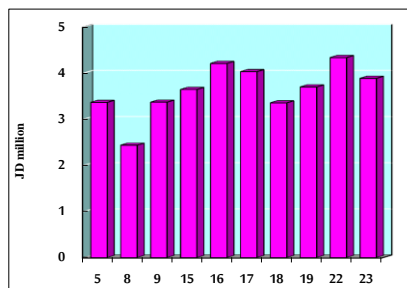
STOCK PRICE MARKET INDEX WEIGHTED BY FREE FLOAT MARKET CAP. (2012=1000)

	SUNDAY 22/11/2020	MONDAY 23/11/2020	% CHANGE	
			DAY BEFORE	YTD
FIRST MARKET	811.5	808.5	-0.37%	-15.41%
SECOND MARKET	832.2	831.0	-0.15%	-0.61%

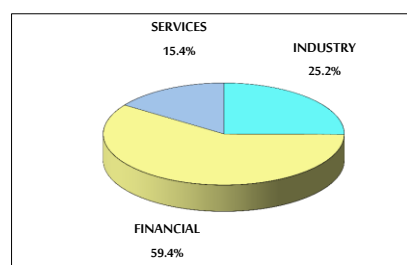
MARKET CAPITALIZATION (JD)

	12,308,591,926	12,273,133,224	-0.29%	-17.71%
--	----------------	----------------	--------	---------

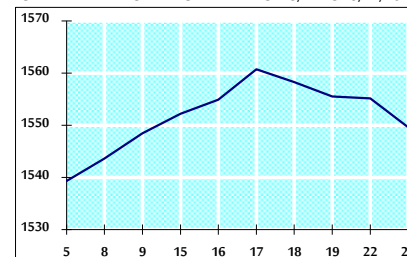
VALUE TRADED FROM 5/11 TO 23/11/2020



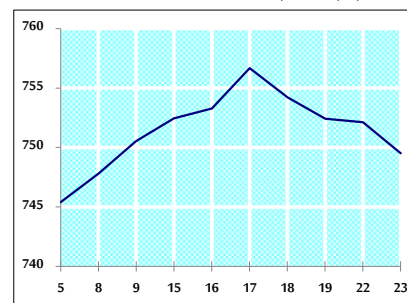
VALUE TRADED BY SECTOR MONDAY 23/11/2020



GENERAL FREE FLOAT PRICE INDEX FROM 5/11 TO 23/11/2020



ASE20 FREE FLOAT PRICE INDEX FROM 5/11 TO 23/11/2020



GENERAL PRICE INDEX FROM 5/11 TO 23/11/2020

