

Daily Summary for Amman Stock Exchange

VALUE TRADED (JD)

	2019	2020	NET CHANGE	CHANGE (%)
Daily	3,966,907	4,332,397	365,490	9.21%
Cumulative(1/11-24/11)	71,490,807	58,656,327	-12,834,480	-17.95%
Cumulative(2/1-24/11)	1,408,548,366	848,749,037	-559,799,329	-39.74%

NO. OF SHARES TRADED

	2019	2020	NET CHANGE	CHANGE (%)
Daily	3,701,555	5,658,478	1,956,923	52.87%
Cumulative(1/11-24/11)	69,695,226	78,368,464	8,673,238	12.44%
Cumulative(2/1-24/11)	1,091,795,181	954,432,487	-137,362,694	-12.58%

NO. OF TRANSACTIONS

	2019	2020	NET CHANGE	CHANGE (%)
Daily	1,630	2,116	486	29.82%
Cumulative(1/11-24/11)	26,034	25,914	-120	-0.46%
Cumulative(2/1-24/11)	456,882	360,667	-96,215	-21.06%

SOME FINANCIAL RATIOS FOR THE ASE (24/11/2020)

SECTOR	P/E	P/BV	DIVIDEND YIELD (%)	TURNOVER (%)
FINANCIAL	8.884	0.720	0.175	0.059
SERVICES	11.183	0.972	5.470	0.060
INDUSTRY	15.427	1.154	4.146	0.295
OVERALL	9.421	0.802	1.928	0.089

STOCK PRICE INDEX WEIGHTED BY FREE FLOAT MARKET CAPITALIZATION (1999=1000)

	MONDAY 23/11/2020	TUESDAY 24/11/2020	% CHANGE	
			DAY BEFORE	YTD
GENERAL	1549.6	1554.4	0.31%	-14.37%
FINANCIAL	2061.7	2063.9	0.11%	-15.76%
SERVICES	1062.0	1072.2	0.96%	-17.08%
INDUSTRY	1962.8	1960.2	-0.13%	5.56%

STOCK PRICE INDEX WEIGHTED BY FREE FLOAT MARKET CAPITALIZATION ASE20 (2014=1000)

	749.5	752.3	0.37%	-15.56%
--	-------	-------	-------	---------

STOCK PRICE INDEX WEIGHTED BY MARKET CAPITALIZATION (1991=1000)

	MONDAY 23/11/2020	TUESDAY 24/11/2020	% CHANGE	
			DAY BEFORE	YTD
GENERAL	2870.6	2876.7	0.21%	-18.13%
BANKS	5227.9	5235.3	0.14%	-26.22%
INSURANCE	1294.5	1295.9	0.11%	1.04%
SERVICES	664.5	664.9	0.05%	-9.63%
INDUSTRY	2493.4	2505.7	0.49%	-4.11%

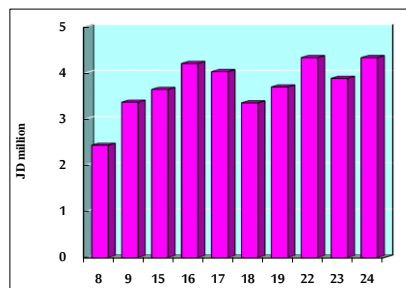
STOCK PRICE MARKET INDEX WEIGHTED BY FREE FLOAT MARKET CAP. (2012=1000)

	MONDAY 23/11/2020	TUESDAY 24/11/2020	% CHANGE	
			DAY BEFORE	YTD
FIRST MARKET	808.5	811.6	0.38%	-15.09%
SECOND MARKET	831.0	829.6	-0.16%	-0.77%

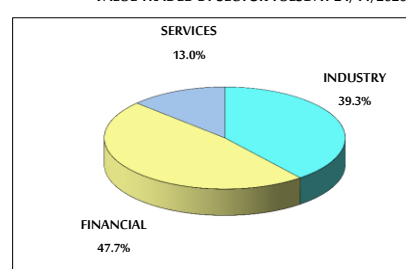
MARKET CAPITALIZATION (JD)

	12,273,133,224	12,295,344,444	0.18%	-17.56%
--	----------------	----------------	-------	---------

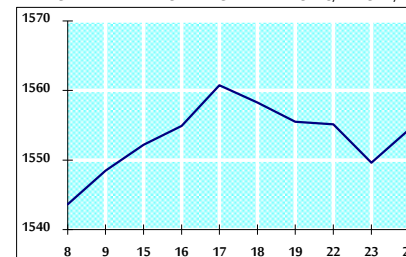
VALUE TRADED FROM 8/11 TO 24/11/2020



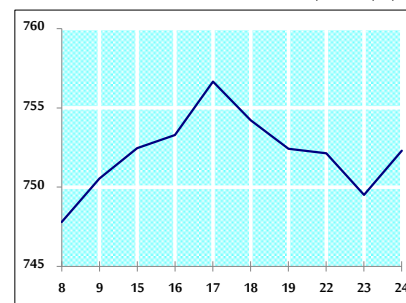
VALUE TRADED BY SECTOR TUESDAY 24/11/2020



GENERAL FREE FLOAT PRICE INDEX FROM 8/11 TO 24/11/2020



ASE20 FREE FLOAT PRICE INDEX FROM 8/11 TO 24/11/2020



GENERAL PRICE INDEX FROM 8/11 TO 24/11/2020

