

Daily Summary for Amman Stock Exchange

VALUE TRADED (JD)

	2019	2020	NET CHANGE	CHANGE (%)
Daily	4,828,798	4,769,757	-59,041	-1.22%
Cumulative(1/11-26/11)	79,694,683	67,509,678	-12,185,005	-15.29%
Cumulative(2/1-26/11)	1,416,752,242	857,602,388	-559,149,854	-39.47%

NO. OF SHARES TRADED

	2019	2020	NET CHANGE	CHANGE (%)
Daily	4,139,233	4,688,705	549,472	13.27%
Cumulative(1/11-26/11)	76,904,840	87,592,063	10,687,223	13.90%
Cumulative(2/1-26/11)	1,099,004,795	963,656,086	-135,348,709	-12.32%

NO. OF TRANSACTIONS

	2019	2020	NET CHANGE	CHANGE (%)
Daily	1,915	2,070	155	8.09%
Cumulative(1/11-26/11)	29,453	30,039	586	1.99%
Cumulative(2/1-26/11)	460,301	364,792	-95,509	-20.75%

SOME FINANCIAL RATIOS FOR THE ASE (26/11/2020)

SECTOR	P/E	P/BV	DIVIDEND YIELD (%)	TURNOVER (%)
FINANCIAL	8.879	0.720	0.175	0.055
SERVICES	11.263	0.979	5.431	0.052
INDUSTRY	15.570	1.164	4.108	0.205
OVERALL	9.452	0.805	1.922	0.073

STOCK PRICE INDEX WEIGHTED BY FREE FLOAT MARKET CAPITALIZATION (1999=1000)

	WEDNESDAY 25/11/2020	THURSDAY 26/11/2020	% CHANGE	
			DAY BEFORE	YTD
GENERAL	1561.1	1565.3	0.27%	-13.77%
FINANCIAL	2075.3	2079.4	0.20%	-15.12%
SERVICES	1070.4	1074.5	0.38%	-16.90%
INDUSTRY	1972.7	1977.7	0.26%	6.50%

STOCK PRICE INDEX WEIGHTED BY FREE FLOAT MARKET CAPITALIZATION ASE20 (2014=1000)

	756.4	758.6	0.29%	-14.85%
--	-------	-------	-------	---------

STOCK PRICE INDEX WEIGHTED BY MARKET CAPITALIZATION (1991=1000)

	WEDNESDAY 25/11/2020	THURSDAY 26/11/2020	% CHANGE	
			DAY BEFORE	YTD
GENERAL	2879.5	2886.1	0.23%	-17.86%
BANKS	5224.8	5233.0	0.16%	-26.25%
INSURANCE	1297.0	1296.0	-0.08%	1.05%
SERVICES	665.7	669.2	0.53%	-9.04%
INDUSTRY	2524.8	2530.1	0.21%	-3.18%

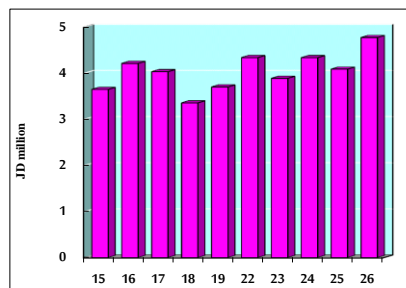
STOCK PRICE MARKET INDEX WEIGHTED BY FREE FLOAT MARKET CAP. (2012=1000)

	WEDNESDAY 25/11/2020	THURSDAY 26/11/2020	% CHANGE	
			DAY BEFORE	YTD
FIRST MARKET	816.0	818.1	0.26%	-14.41%
SECOND MARKET	830.1	833.6	0.42%	-0.30%

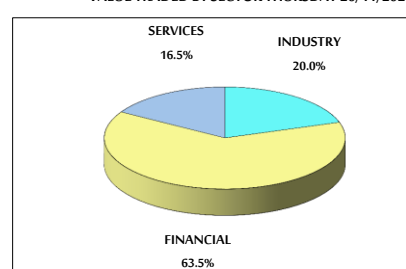
MARKET CAPITALIZATION (JD)

	12,304,916,504	12,328,631,214	0.19%	-17.34%
--	----------------	----------------	-------	---------

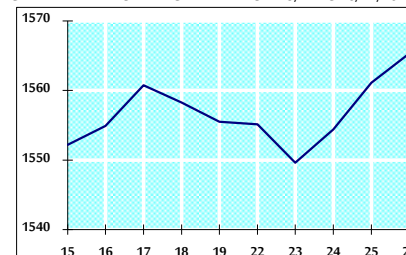
VALUE TRADED FROM 15/11 TO 26/11/2020



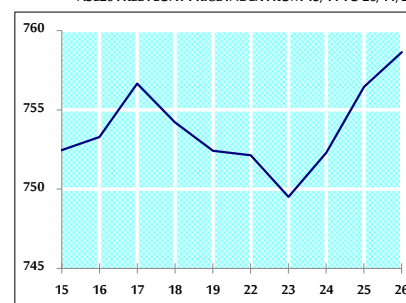
VALUE TRADED BY SECTOR THURSDAY 26/11/2020



GENERAL FREE FLOAT PRICE INDEX FROM 15/11 TO 26/11/2020



ASE20 FREE FLOAT PRICE INDEX FROM 15/11 TO 26/11/2020



GENERAL PRICE INDEX FROM 15/11 TO 26/11/2020

