

## Daily Summary for Amman Stock Exchange

### VALUE TRADED (JD)

	2019	2020	NET CHANGE	CHANGE (%)
Daily	3,368,309	10,901,694	7,533,385	223.65%
Cumulative(1/12-14/12)	56,546,634	79,545,203	22,998,569	40.67%
Cumulative(2/1-14/12)	1,483,517,692	947,167,538	-536,350,154	-36.15%

### NO. OF SHARES TRADED

	2019	2020	NET CHANGE	CHANGE (%)
Daily	3,801,050	8,314,922	4,513,872	118.75%
Cumulative(1/12-14/12)	58,001,830	75,137,773	17,135,943	29.54%
Cumulative(2/1-14/12)	1,168,907,061	1,049,531,596	-119,375,465	-10.21%

### NO. OF TRANSACTIONS

	2019	2020	NET CHANGE	CHANGE (%)
Daily	1,913	2,591	678	35.44%
Cumulative(1/12-14/12)	17,936	23,410	5,474	30.52%
Cumulative(2/1-14/12)	483,743	392,473	-91,270	-18.87%

### SOME FINANCIAL RATIOS FOR THE ASE (14/12/2020)

SECTOR	P/E	P/BV	DIVIDEND YIELD (%)	TURNOVER (%)
FINANCIAL	9.045	0.734	0.171	0.129
SERVICES	11.541	1.003	5.301	0.076
INDUSTRY	16.308	1.220	3.922	0.225
OVERALL	9.724	0.828	1.868	0.131

### STOCK PRICE INDEX WEIGHTED BY FREE FLOAT MARKET CAPITALIZATION (1999=1000)

	SUNDAY 13/12/2020	MONDAY 14/12/2020	% CHANGE	
			DAY BEFORE	YTD
GENERAL	1598.8	1609.0	0.63%	-11.36%
FINANCIAL	2118.5	2134.0	0.73%	-12.90%
SERVICES	1095.9	1098.1	0.20%	-15.08%
INDUSTRY	2033.2	2046.9	0.68%	10.23%

### STOCK PRICE INDEX WEIGHTED BY FREE FLOAT MARKET CAPITALIZATION ASE20 (2014=1000)

	773.7	780.9	0.92%	-12.36%
--	-------	-------	-------	---------

### STOCK PRICE INDEX WEIGHTED BY MARKET CAPITALIZATION (1991=1000)

	SUNDAY 13/12/2020	MONDAY 14/12/2020	% CHANGE	
			DAY BEFORE	YTD
GENERAL	2951.4	2969.8	0.63%	-15.48%
BANKS	5291.4	5323.9	0.61%	-24.97%
INSURANCE	1308.4	1315.5	0.54%	2.57%
SERVICES	688.7	693.6	0.71%	-5.72%
INDUSTRY	2645.7	2661.3	0.59%	1.84%

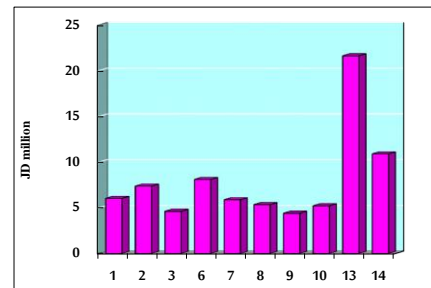
### STOCK PRICE MARKET INDEX WEIGHTED BY FREE FLOAT MARKET CAP. (2012=1000)

	SUNDAY 13/12/2020	MONDAY 14/12/2020	% CHANGE	
			DAY BEFORE	YTD
FIRST MARKET	833.7	841.5	0.94%	-11.96%
SECOND MARKET	868.9	860.7	-0.94%	2.94%

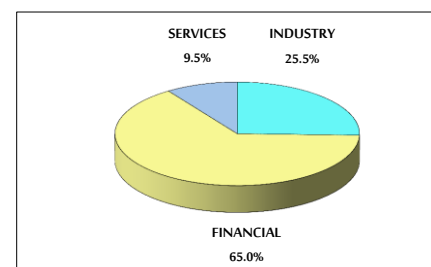
### MARKET CAPITALIZATION (JD)

	12,561,600,182	12,630,001,565	0.54%	-15.32%
--	----------------	----------------	-------	---------

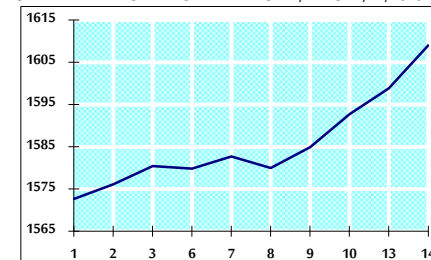
### VALUE TRADED FROM 1/12 TO 14/12/2020



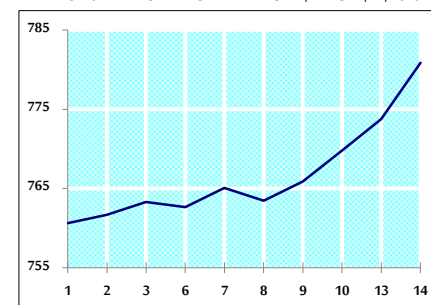
### VALUE TRADED BY SECTOR MONDAY 14/12/2020



### GENERAL FREE FLOAT PRICE INDEX FROM 1/12 TO 14/12/2020



### ASE20 FREE FLOAT PRICE INDEX FROM 1/12 TO 14/12/2020



### GENERAL PRICE INDEX FROM 1/12 TO 14/12/2020

