

Daily Summary for Amman Stock Exchange

VALUE TRADED (JD)

	2019	2020	NET CHANGE	CHANGE (%)
Daily	45,005,462	5,050,969	-39,954,493	-88.78%
Cumulative(1/12-20/12)	112,726,337	98,823,687	-13,902,650	-12.33%
Cumulative(2/1-20/12)	1,539,697,395	966,446,022	-573,251,373	-37.23%

NO. OF SHARES TRADED

	2019	2020	NET CHANGE	CHANGE (%)
Daily	30,536,665	5,310,464	-25,226,201	-82.61%
Cumulative(1/12-20/12)	98,793,461	93,671,400	-5,122,061	-5.18%
Cumulative(2/1-20/12)	1,209,698,692	1,068,065,223	-141,633,469	-11.71%

NO. OF TRANSACTIONS

	2019	2020	NET CHANGE	CHANGE (%)
Daily	1,839	1,900	61	3.32%
Cumulative(1/12-20/12)	25,079	30,607	5,528	22.04%
Cumulative(2/1-20/12)	490,886	399,670	-91,216	-18.58%

SOME FINANCIAL RATIOS FOR THE ASE (20/12/2020)

SECTOR	P/E	P/BV	DIVIDEND YIELD (%)	TURNOVER (%)
FINANCIAL	9.075	0.737	0.171	0.072
SERVICES	11.662	1.014	5.245	0.090
INDUSTRY	16.508	1.235	3.875	0.137
OVERALL	9.805	0.835	1.853	0.083

STOCK PRICE INDEX WEIGHTED BY FREE FLOAT MARKET CAPITALIZATION (1999=1000)

	THURSDAY 17/12/2020	SUNDAY 20/12/2020	% CHANGE	
			DAY BEFORE	YTD
GENERAL	1615.7	1625.8	0.62%	-10.43%
FINANCIAL	2131.0	2142.3	0.53%	-12.56%
SERVICES	1113.2	1122.2	0.80%	-13.22%
INDUSTRY	2048.7	2056.5	0.38%	10.75%

STOCK PRICE INDEX WEIGHTED BY FREE FLOAT MARKET CAPITALIZATION ASE20 (2014=1000)

	783.5	789.4	0.75%	-11.40%
--	-------	-------	-------	---------

STOCK PRICE INDEX WEIGHTED BY MARKET CAPITALIZATION (1991=1000)

	THURSDAY 17/12/2020	SUNDAY 20/12/2020	% CHANGE	
			DAY BEFORE	YTD
GENERAL	2969.7	2994.4	0.83%	-14.78%
BANKS	5302.8	5355.4	0.99%	-24.53%
INSURANCE	1299.3	1299.2	-0.01%	1.30%
SERVICES	693.9	697.8	0.56%	-5.16%
INDUSTRY	2682.4	2700.9	0.69%	3.36%

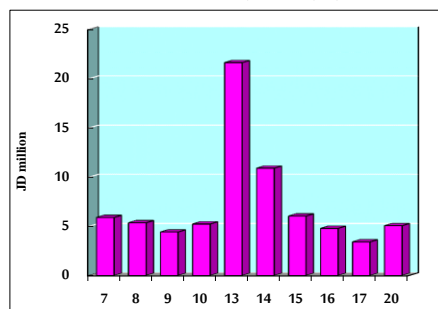
STOCK PRICE MARKET INDEX WEIGHTED BY FREE FLOAT MARKET CAP. (2012=1000)

	THURSDAY 17/12/2020	SUNDAY 20/12/2020	% CHANGE	
			DAY BEFORE	YTD
FIRST MARKET	844.6	850.9	0.75%	-10.98%
SECOND MARKET	864.1	864.6	0.06%	3.41%

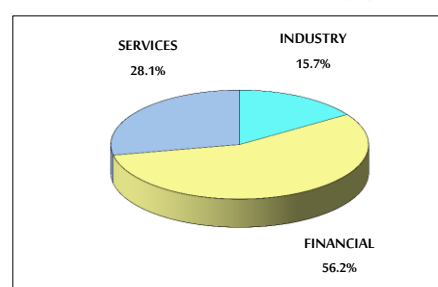
MARKET CAPITALIZATION (JD)

	12,616,272,395	12,706,372,796	0.71%	-14.81%
--	----------------	----------------	-------	---------

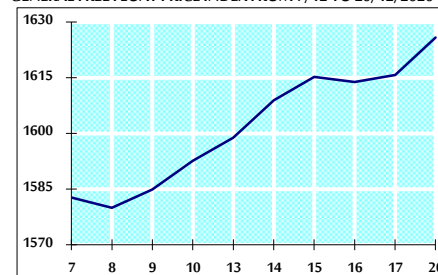
VALUE TRADED FROM 7/12 TO 20/12/2020



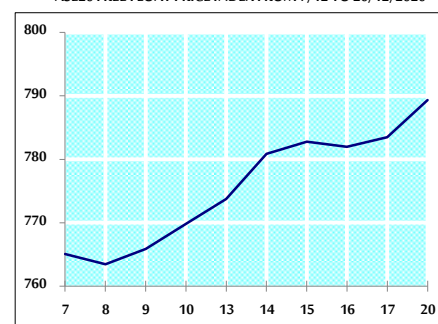
VALUE TRADED BY SECTOR SUNDAY 20/12/2020



GENERAL FREE FLOAT PRICE INDEX FROM 7/12 TO 20/12/2020



ASE20 FREE FLOAT PRICE INDEX FROM 7/12 TO 20/12/2020



GENERAL PRICE INDEX FROM 7/12 TO 20/12/2020

