

Daily Summary for Amman Stock Exchange

VALUE TRADED (JD)

	2019	2020	NET CHANGE	CHANGE (%)
Daily	2,324,770	6,213,334	3,888,564	167.27%
Cumulative(1/12-22/12)	125,915,978	109,172,823	-16,743,155	-13.30%
Cumulative(2/1-22/12)	1,552,887,036	976,795,158	-576,091,878	-37.10%

NO. OF SHARES TRADED

	2019	2020	NET CHANGE	CHANGE (%)
Daily	2,526,170	6,520,692	3,994,522	158.13%
Cumulative(1/12-22/12)	109,529,063	104,228,635	-5,300,428	-4.84%
Cumulative(2/1-22/12)	1,220,434,294	1,078,622,458	-141,811,836	-11.62%

NO. OF TRANSACTIONS

	2019	2020	NET CHANGE	CHANGE (%)
Daily	1,329	1,908	579	43.57%
Cumulative(1/12-22/12)	28,192	34,540	6,348	22.52%
Cumulative(2/1-22/12)	493,999	403,603	-90,396	-18.30%

SOME FINANCIAL RATIOS FOR THE ASE (22/12/2020)

SECTOR	P/E	P/BV	DIVIDEND YIELD (%)	TURNOVER (%)
FINANCIAL	9.036	0.734	0.172	0.065
SERVICES	11.722	1.019	5.219	0.196
INDUSTRY	16.436	1.229	3.891	0.152
OVERALL	9.781	0.833	1.857	0.102

STOCK PRICE INDEX WEIGHTED BY FREE FLOAT MARKET CAPITALIZATION (1999=1000)

	MONDAY 21/12/2020	TUESDAY 22/12/2020	% CHANGE	
			DAY BEFORE	YTD
GENERAL	1624.1	1623.5	-0.04%	-10.56%
FINANCIAL	2138.2	2135.7	-0.11%	-12.83%
SERVICES	1126.6	1129.1	0.22%	-12.68%
INDUSTRY	2043.2	2036.1	-0.35%	9.65%

STOCK PRICE INDEX WEIGHTED BY FREE FLOAT MARKET CAPITALIZATION ASE20 (2014=1000)

	788.3	788.7	0.05%	-11.48%
--	-------	-------	-------	---------

STOCK PRICE INDEX WEIGHTED BY MARKET CAPITALIZATION (1991=1000)

	MONDAY 21/12/2020	TUESDAY 22/12/2020	% CHANGE	
			DAY BEFORE	YTD
GENERAL	2987.7	2987.1	-0.02%	-14.99%
BANKS	5335.3	5325.8	-0.18%	-24.94%
INSURANCE	1304.5	1306.6	0.16%	1.88%
SERVICES	699.0	701.0	0.29%	-4.72%
INDUSTRY	2695.5	2698.8	0.12%	3.28%

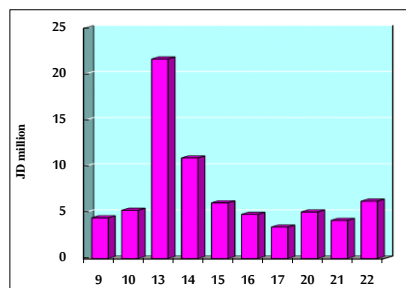
STOCK PRICE MARKET INDEX WEIGHTED BY FREE FLOAT MARKET CAP. (2012=1000)

	MONDAY 21/12/2020	TUESDAY 22/12/2020	% CHANGE	
			DAY BEFORE	YTD
FIRST MARKET	849.8	849.7	-0.01%	-11.10%
SECOND MARKET	862.7	862.8	0.02%	3.21%

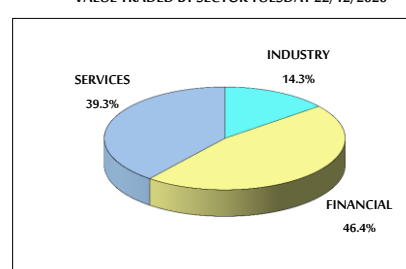
MARKET CAPITALIZATION (JD)

	12,682,759,636	12,673,616,236	-0.07%	-15.03%
--	----------------	----------------	--------	---------

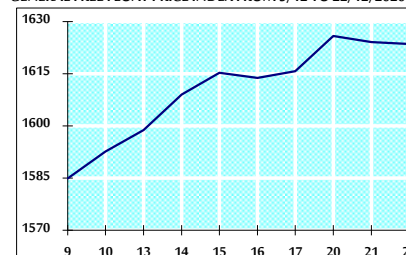
VALUE TRADED FROM 9/12 TO 22/12/2020



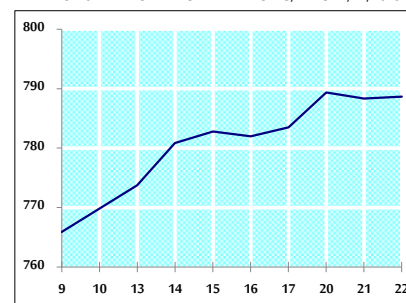
VALUE TRADED BY SECTOR TUESDAY 22/12/2020



GENERAL FREE FLOAT PRICE INDEX FROM 9/12 TO 22/12/2020



ASE20 FREE FLOAT PRICE INDEX FROM 9/12 TO 22/12/2020



GENERAL PRICE INDEX FROM 9/12 TO 22/12/2020

