

## Daily Summary for Amman Stock Exchange

### VALUE TRADED (JD)

	2019	2020	NET CHANGE	CHANGE (%)
Daily	3,976,727	8,821,818	4,845,091	121.84%
Cumulative(1/12-23/12)	129,892,705	117,994,641	-11,898,064	-9.16%
Cumulative(2/1-23/12)	1,556,863,763	985,616,976	-571,246,787	-36.69%

### NO. OF SHARES TRADED

	2019	2020	NET CHANGE	CHANGE (%)
Daily	3,031,732	8,339,206	5,307,474	175.06%
Cumulative(1/12-23/12)	112,560,795	112,567,841	7,046	0.01%
Cumulative(2/1-23/12)	1,223,466,026	1,086,961,664	-136,504,362	-11.16%

### NO. OF TRANSACTIONS

	2019	2020	NET CHANGE	CHANGE (%)
Daily	1,272	1,639	367	28.85%
Cumulative(1/12-23/12)	29,464	36,179	6,715	22.79%
Cumulative(2/1-23/12)	495,271	405,242	-90,029	-18.18%

### SOME FINANCIAL RATIOS FOR THE ASE (23/12/2020)

SECTOR	P/E	P/BV	DIVIDEND YIELD (%)	TURNOVER (%)
FINANCIAL	9.022	0.733	0.172	0.139
SERVICES	11.732	1.020	5.214	0.143
INDUSTRY	16.572	1.239	3.860	0.066
OVERALL	9.792	0.834	1.855	0.131

### STOCK PRICE INDEX WEIGHTED BY FREE FLOAT MARKET CAPITALIZATION (1999=1000)

	TUESDAY 22/12/2020	WEDNESDAY 23/12/2020	% CHANGE	
			DAY BEFORE	YTD
GENERAL	1623.5	1621.7	-0.11%	-10.66%
FINANCIAL	2135.7	2131.8	-0.18%	-12.99%
SERVICES	1129.1	1128.3	-0.07%	-12.74%
INDUSTRY	2036.1	2039.9	0.19%	9.85%

### STOCK PRICE INDEX WEIGHTED BY FREE FLOAT MARKET CAPITALIZATION ASE20 (2014=1000)

	788.7	787.6	-0.13%	-11.60%
--	-------	-------	--------	---------

### STOCK PRICE INDEX WEIGHTED BY MARKET CAPITALIZATION (1991=1000)

	TUESDAY 22/12/2020	WEDNESDAY 23/12/2020	% CHANGE	
			DAY BEFORE	YTD
GENERAL	2987.1	2990.6	0.12%	-14.89%
BANKS	5325.8	5316.1	-0.18%	-25.08%
INSURANCE	1306.6	1307.3	0.05%	1.93%
SERVICES	701.0	701.0	0.00%	-4.72%
INDUSTRY	2698.8	2722.1	0.86%	4.17%

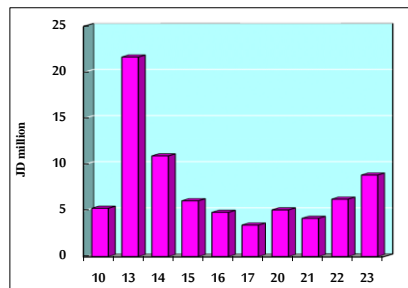
### STOCK PRICE MARKET INDEX WEIGHTED BY FREE FLOAT MARKET CAP. (2012=1000)

	TUESDAY 22/12/2020	WEDNESDAY 23/12/2020	% CHANGE	
			DAY BEFORE	YTD
FIRST MARKET	849.7	848.7	-0.12%	-11.21%
SECOND MARKET	862.8	859.7	-0.36%	2.83%

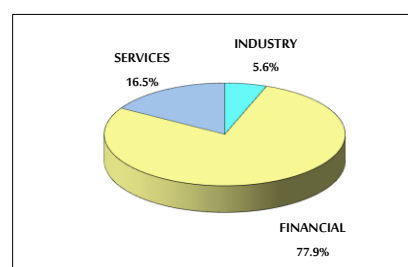
### MARKET CAPITALIZATION (JD)

	12,673,616,236	12,686,366,893	0.10%	-14.94%
--	----------------	----------------	-------	---------

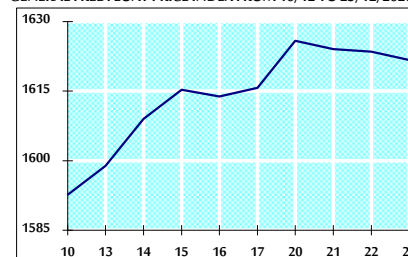
### VALUE TRADED FROM 10/12 TO 23/12/2020



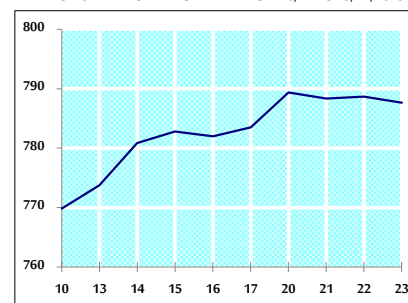
### VALUE TRADED BY SECTOR WEDNESDAY 23/12/2020



### GENERAL FREE FLOAT PRICE INDEX FROM 10/12 TO 23/12/2020



### ASE20 FREE FLOAT PRICE INDEX FROM 10/12 TO 23/12/2020



### GENERAL PRICE INDEX FROM 10/12 TO 23/12/2020

