

## Daily Summary for Amman Stock Exchange

### VALUE TRADED (JD)

	2019	2020	NET CHANGE	CHANGE (%)
Daily	11,459,393	8,596,661	-2,862,732	-24.98%
Cumulative(1/12-24/12)	141,352,098	126,591,302	-14,760,796	-10.44%
Cumulative(2/1-24/12)	1,568,323,156	994,213,637	-574,109,519	-36.61%

### NO. OF SHARES TRADED

	2019	2020	NET CHANGE	CHANGE (%)
Daily	8,252,789	8,425,033	172,244	2.09%
Cumulative(1/12-24/12)	120,813,584	120,992,874	179,290	0.15%
Cumulative(2/1-24/12)	1,231,718,815	1,095,386,697	-136,332,118	-11.07%

### NO. OF TRANSACTIONS

	2019	2020	NET CHANGE	CHANGE (%)
Daily	1,232	2,260	1,028	83.44%
Cumulative(1/12-24/12)	30,696	38,439	7,743	25.22%
Cumulative(2/1-24/12)	496,503	407,502	-89,001	-17.93%

### SOME FINANCIAL RATIOS FOR THE ASE (24/12/2020)

SECTOR	P/E	P/BV	DIVIDEND YIELD (%)	TURNOVER (%)
FINANCIAL	9.044	0.734	0.171	0.079
SERVICES	11.780	1.024	5.193	0.157
INDUSTRY	17.152	1.283	3.729	0.349
OVERALL	9.902	0.843	1.835	0.129

### STOCK PRICE INDEX WEIGHTED BY FREE FLOAT MARKET CAPITALIZATION (1999=1000)

	WEDNESDAY 23/12/2020	THURSDAY 24/12/2020	% CHANGE	
			DAY BEFORE	YTD
GENERAL	1621.7	1632.1	0.64%	-10.09%
FINANCIAL	2131.8	2137.8	0.28%	-12.74%
SERVICES	1128.3	1135.4	0.63%	-12.19%
INDUSTRY	2039.9	2084.0	2.16%	12.22%

### STOCK PRICE INDEX WEIGHTED BY FREE FLOAT MARKET CAPITALIZATION ASE20 (2014=1000)

	787.6	793.6	0.77%	-10.92%
--	-------	-------	-------	---------

### STOCK PRICE INDEX WEIGHTED BY MARKET CAPITALIZATION (1991=1000)

	WEDNESDAY 23/12/2020	THURSDAY 24/12/2020	% CHANGE	
			DAY BEFORE	YTD
GENERAL	2990.6	3024.2	1.13%	-13.93%
BANKS	5316.1	5328.5	0.23%	-24.90%
INSURANCE	1307.3	1304.0	-0.25%	1.68%
SERVICES	701.0	703.8	0.40%	-4.34%
INDUSTRY	2722.1	2822.2	3.68%	8.00%

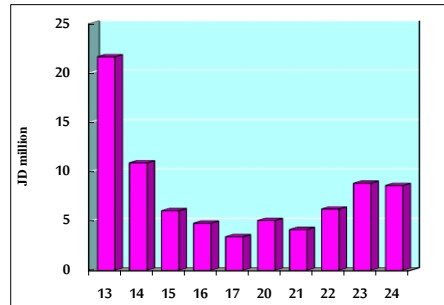
### STOCK PRICE MARKET INDEX WEIGHTED BY FREE FLOAT MARKET CAP. (2012=1000)

	WEDNESDAY 23/12/2020	THURSDAY 24/12/2020	% CHANGE	
			DAY BEFORE	YTD
FIRST MARKET	848.7	854.5	0.68%	-10.60%
SECOND MARKET	859.7	864.4	0.55%	3.40%

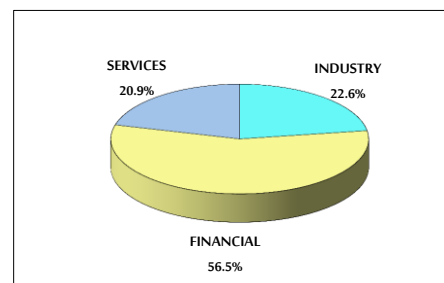
### MARKET CAPITALIZATION (JD)

	12,686,366,893	12,808,294,852	0.96%	-14.12%
--	----------------	----------------	-------	---------

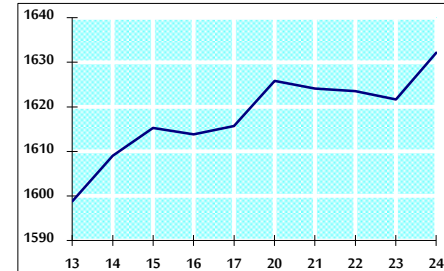
### VALUE TRADED FROM 13/12 TO 24/12/2020



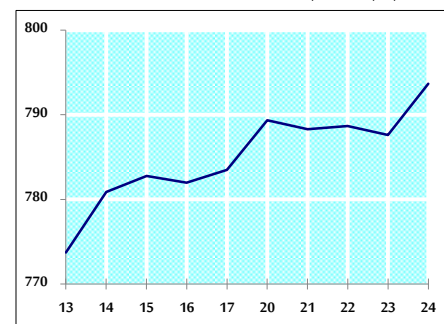
### VALUE TRADED BY SECTOR THURSDAY 24/12/2020



### GENERAL FREE FLOAT PRICE INDEX FROM 13/12 TO 24/12/2020



### ASE20 FREE FLOAT PRICE INDEX FROM 13/12 TO 24/12/2020



### GENERAL PRICE INDEX FROM 13/12 TO 24/12/2020

