

Daily Summary for Amman Stock Exchange

VALUE TRADED (JD)

	2019	2020	NET CHANGE	CHANGE (%)
Daily	4,226,961	7,958,939	3,731,978	88.29%
Cumulative(1/12-28/12)	148,657,710	140,275,498	-8,382,212	-5.64%
Cumulative(2/1-28/12)	1,575,628,768	1,007,897,833	-567,730,935	-36.03%

NO. OF SHARES TRADED

	2019	2020	NET CHANGE	CHANGE (%)
Daily	4,371,030	7,810,506	3,439,476	78.69%
Cumulative(1/12-28/12)	128,138,862	134,535,821	6,396,959	4.99%
Cumulative(2/1-28/12)	1,239,044,093	1,108,929,644	-130,114,449	-10.50%

NO. OF TRANSACTIONS

	2019	2020	NET CHANGE	CHANGE (%)
Daily	1,410	2,894	1,484	105.25%
Cumulative(1/12-28/12)	33,605	43,527	9,922	29.53%
Cumulative(2/1-28/12)	499,412	412,590	-86,822	-17.38%

SOME FINANCIAL RATIOS FOR THE ASE (28/12/2020)

SECTOR	P/E	P/BV	DIVIDEND YIELD (%)	TURNOVER (%)
FINANCIAL	9.094	0.738	0.170	0.094
SERVICES	11.772	1.023	5.197	0.130
INDUSTRY	17.282	1.292	3.701	0.174
OVERALL	9.955	0.848	1.825	0.111

STOCK PRICE INDEX WEIGHTED BY FREE FLOAT MARKET CAPITALIZATION (1999=1000)

	SUNDAY 27/12/2020	MONDAY 28/12/2020	% CHANGE	
			DAY BEFORE	YTD
GENERAL	1635.4	1641.9	0.39%	-9.55%
FINANCIAL	2147.8	2149.3	0.07%	-12.27%
SERVICES	1126.4	1137.5	0.98%	-12.03%
INDUSTRY	2095.5	2119.4	1.14%	14.13%

STOCK PRICE INDEX WEIGHTED BY FREE FLOAT MARKET CAPITALIZATION ASE20 (2014=1000)

	795.4	798.0	0.32%	-10.44%

STOCK PRICE INDEX WEIGHTED BY MARKET CAPITALIZATION (1991=1000)

	SUNDAY 27/12/2020	MONDAY 28/12/2020	% CHANGE	
			DAY BEFORE	YTD
GENERAL	3032.2	3040.7	0.28%	-13.46%
BANKS	5361.6	5359.9	-0.03%	-24.46%
INSURANCE	1305.8	1309.9	0.31%	2.14%
SERVICES	700.4	701.5	0.15%	-4.65%
INDUSTRY	2822.0	2851.5	1.05%	9.12%

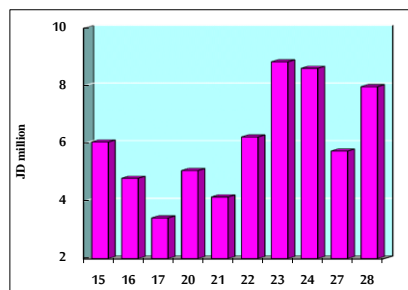
STOCK PRICE MARKET INDEX WEIGHTED BY FREE FLOAT MARKET CAP. (2012=1000)

	SUNDAY 27/12/2020	MONDAY 28/12/2020	% CHANGE	
			DAY BEFORE	YTD
FIRST MARKET	856.2	859.6	0.39%	-10.07%
SECOND MARKET	866.6	867.8	0.13%	3.80%

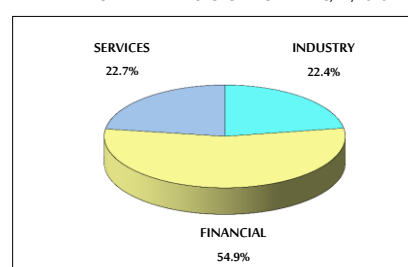
MARKET CAPITALIZATION (JD)

	12,830,397,598	12,868,413,513	0.30%	-13.72%

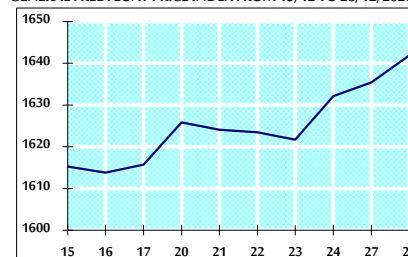
VALUE TRADED FROM 15/12 TO 28/12/2020



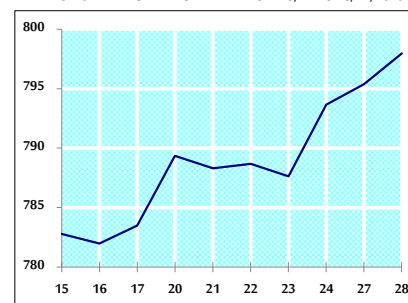
VALUE TRADED BY SECTOR MONDAY 28/12/2020



GENERAL FREE FLOAT PRICE INDEX FROM 15/12 TO 28/12/2020



ASE20 FREE FLOAT PRICE INDEX FROM 15/12 TO 28/12/2020



GENERAL PRICE INDEX FROM 15/12 TO 28/12/2020

