

Daily Summary for Amman Stock Exchange

VALUE TRADED (JD)

	2019	2020	NET CHANGE	CHANGE (%)
Daily	3,460,513	16,575,138	13,114,625	378.98%
Cumulative(1/12-29/12)	152,118,223	156,850,636	4,732,413	3.11%
Cumulative(2/1-29/12)	1,579,089,281	1,024,472,971	-554,616,310	-35.12%

NO. OF SHARES TRADED

	2019	2020	NET CHANGE	CHANGE (%)
Daily	3,145,398	12,785,572	9,640,174	306.49%
Cumulative(1/12-29/12)	131,284,260	147,321,393	16,037,133	12.22%
Cumulative(2/1-29/12)	1,242,189,491	1,121,715,216	-120,474,275	-9.70%

NO. OF TRANSACTIONS

	2019	2020	NET CHANGE	CHANGE (%)
Daily	1,275	2,693	1,418	111.22%
Cumulative(1/12-29/12)	34,880	46,220	11,340	32.51%
Cumulative(2/1-29/12)	500,687	415,283	-85,404	-17.06%

SOME FINANCIAL RATIOS FOR THE ASE (29/12/2020)

SECTOR	P/E	P/BV	DIVIDEND YIELD (%)	TURNOVER (%)
FINANCIAL	9.089	0.738	0.171	0.233
SERVICES	11.743	1.021	5.209	0.104
INDUSTRY	17.127	1.281	3.735	0.096
OVERALL	9.924	0.845	1.831	0.189

STOCK PRICE INDEX WEIGHTED BY FREE FLOAT MARKET CAPITALIZATION (1999=1000)

	MONDAY 28/12/2020	TUESDAY 29/12/2020	% CHANGE	
			DAY BEFORE	YTD
GENERAL	1641.9	1642.5	0.04%	-9.51%
FINANCIAL	2149.3	2154.0	0.22%	-12.08%
SERVICES	1137.5	1136.3	-0.10%	-12.12%
INDUSTRY	2119.4	2107.7	-0.55%	13.50%

STOCK PRICE INDEX WEIGHTED BY FREE FLOAT MARKET CAPITALIZATION ASE20 (2014=1000)

	MONDAY 28/12/2020	TUESDAY 29/12/2020	% CHANGE
	798.0	798.7	0.10%

STOCK PRICE INDEX WEIGHTED BY MARKET CAPITALIZATION (1991=1000)

	MONDAY 28/12/2020	TUESDAY 29/12/2020	% CHANGE	
			DAY BEFORE	YTD
GENERAL	3040.7	3031.0	-0.32%	-13.74%
BANKS	5359.9	5353.3	-0.12%	-24.55%
INSURANCE	1309.9	1309.4	-0.03%	2.10%
SERVICES	701.5	701.0	-0.07%	-4.72%
INDUSTRY	2851.5	2825.5	-0.91%	8.12%

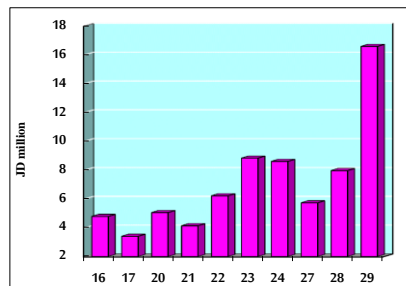
STOCK PRICE MARKET INDEX WEIGHTED BY FREE FLOAT MARKET CAP. (2012=1000)

	MONDAY 28/12/2020	TUESDAY 29/12/2020	% CHANGE	
			DAY BEFORE	YTD
FIRST MARKET	859.6	860.2	0.07%	-10.00%
SECOND MARKET	867.8	866.3	-0.17%	3.62%

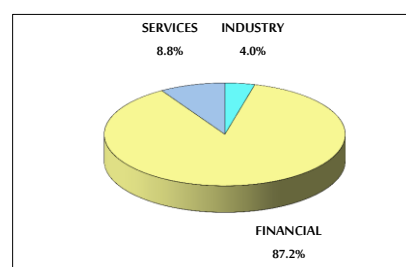
MARKET CAPITALIZATION (JD)

	2019	2020	% CHANGE
	12,868,413,513	12,834,273,826	-0.27%

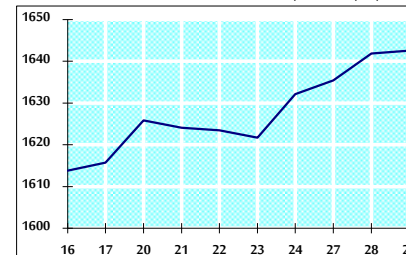
VALUE TRADED FROM 16/12 TO 29/12/2020



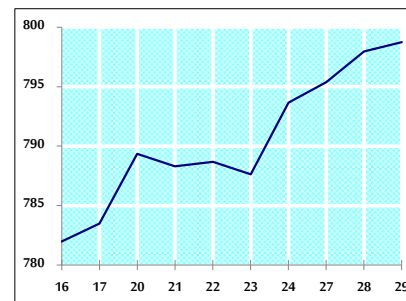
VALUE TRADED BY SECTOR TUESDAY 29/12/2020



GENERAL FREE FLOAT PRICE INDEX FROM 16/12 TO 29/12/2020



ASE20 FREE FLOAT PRICE INDEX FROM 16/12 TO 29/12/2020



GENERAL PRICE INDEX FROM 16/12 TO 29/12/2020

