

Daily Summary for Amman Stock Exchange

VALUE TRADED (JD)

	2019	2020	NET CHANGE	CHANGE (%)
Daily	-	16,021,306	-	-
Cumulative(1/12-30/12)	152,118,223	172,871,942	20,753,719	13.64%
Cumulative(2/1-30/12)	1,579,089,281	1,040,494,277	-538,595,004	-34.11%

NO. OF SHARES TRADED

	2019	2020	NET CHANGE	CHANGE (%)
Daily	-	14,091,812	-	-
Cumulative(1/12-30/12)	131,284,260	161,413,205	30,128,945	22.95%
Cumulative(2/1-30/12)	1,242,189,491	1,135,807,028	-106,382,463	-8.56%

NO. OF TRANSACTIONS

	2019	2020	NET CHANGE	CHANGE (%)
Daily	-	3,337	-	-
Cumulative(1/12-30/12)	34,880	49,557	14,677	42.08%
Cumulative(2/1-30/12)	500,687	418,620	-82,067	-16.39%

SOME FINANCIAL RATIOS FOR THE ASE (30/12/2020)

SECTOR	P/E	P/BV	DIVIDEND YIELD (%)	TURNOVER (%)
FINANCIAL	9.106	0.739	0.170	0.238
SERVICES	11.777	1.024	5.194	0.105
INDUSTRY	17.205	1.287	3.718	0.216
OVERALL	9.952	0.848	1.825	0.208

STOCK PRICE INDEX WEIGHTED BY FREE FLOAT MARKET CAPITALIZATION (1999=1000)

	TUESDAY 29/12/2020	WEDNESDAY 30/12/2020	% CHANGE	
			DAY BEFORE	YTD
GENERAL	1642.5	1654.3	0.72%	-8.86%
FINANCIAL	2154.0	2168.2	0.66%	-11.50%
SERVICES	1136.3	1144.0	0.68%	-11.53%
INDUSTRY	2107.7	2120.6	0.61%	14.20%

STOCK PRICE INDEX WEIGHTED BY FREE FLOAT MARKET CAPITALIZATION ASE20 (2014=1000)

	798.7	805.9	0.90%	-9.55%
--	-------	-------	-------	--------

STOCK PRICE INDEX WEIGHTED BY MARKET CAPITALIZATION (1991=1000)

	TUESDAY 29/12/2020	WEDNESDAY 30/12/2020	% CHANGE	
			DAY BEFORE	YTD
GENERAL	3031.0	3039.8	0.29%	-13.49%
BANKS	5353.3	5364.0	0.20%	-24.40%
INSURANCE	1309.4	1307.9	-0.12%	1.98%
SERVICES	701.0	701.1	0.02%	-4.70%
INDUSTRY	2825.5	2844.6	0.68%	8.86%

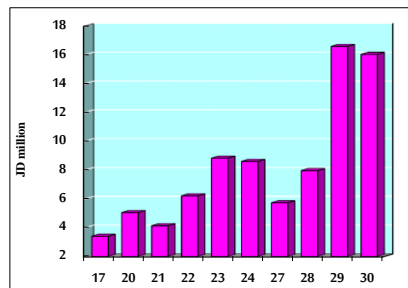
STOCK PRICE MARKET INDEX WEIGHTED BY FREE FLOAT MARKET CAP. (2012=1000)

	TUESDAY 29/12/2020	WEDNESDAY 30/12/2020	% CHANGE	
			DAY BEFORE	YTD
FIRST MARKET	860.2	867.1	0.80%	-9.28%
SECOND MARKET	866.3	870.7	0.51%	4.15%

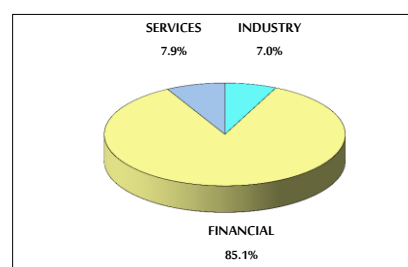
MARKET CAPITALIZATION (JD)

	12,834,273,826	12,866,051,420	0.25%	-13.74%
--	----------------	----------------	-------	---------

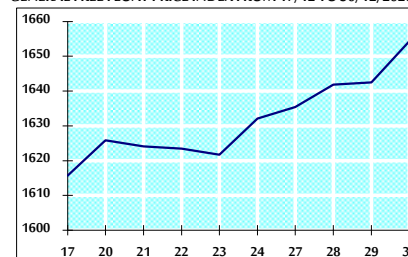
VALUE TRADED FROM 17/12 TO 30/12/2020



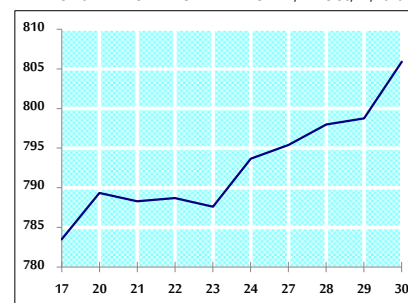
VALUE TRADED BY SECTOR WEDNESDAY 30/12/2020



GENERAL FREE FLOAT PRICE INDEX FROM 17/12 TO 30/12/2020



ASE20 FREE FLOAT PRICE INDEX FROM 17/12 TO 30/12/2020



GENERAL PRICE INDEX FROM 17/12 TO 30/12/2020

