

Daily Summary for Amman Stock Exchange

VALUE TRADED (JD)

	2019	2020	NET CHANGE	CHANGE (%)
Daily	6,348,212	8,330,414	1,982,202	31.22%
Cumulative(1/12-31/12)	158,466,435	181,202,356	22,735,921	14.35%
Cumulative(2/1-31/12)	1,585,437,493	1,048,824,691	-536,612,802	-33.85%

NO. OF SHARES TRADED

	2019	2020	NET CHANGE	CHANGE (%)
Daily	4,989,297	6,940,130	1,950,833	39.10%
Cumulative(1/12-31/12)	136,273,557	168,353,335	32,079,778	23.54%
Cumulative(2/1-31/12)	1,247,178,788	1,142,747,158	-104,431,630	-8.37%

NO. OF TRANSACTIONS

	2019	2020	NET CHANGE	CHANGE (%)
Daily	2,324	2,405	81	3.49%
Cumulative(1/12-31/12)	37,204	51,962	14,758	39.67%
Cumulative(2/1-31/12)	503,011	421,025	-81,986	-16.30%

SOME FINANCIAL RATIOS FOR THE ASE (31/12/2020)

SECTOR	P/E	P/BV	DIVIDEND YIELD (%)	TURNOVER (%)
FINANCIAL	9.170	0.745	0.169	0.094
SERVICES	11.852	1.030	5.161	0.150
INDUSTRY	17.077	1.277	3.745	0.122
OVERALL	9.984	0.850	1.819	0.109

STOCK PRICE INDEX WEIGHTED BY FREE FLOAT MARKET CAPITALIZATION (1999=1000)

	WEDNESDAY 30/12/2020	THURSDAY 31/12/2020	% CHANGE	
			DAY BEFORE	YTD
GENERAL	1654.3	1657.2	0.18%	-8.70%
FINANCIAL	2168.2	2171.7	0.16%	-11.36%
SERVICES	1144.0	1148.0	0.35%	-11.22%
INDUSTRY	2120.6	2119.7	-0.04%	14.15%

STOCK PRICE INDEX WEIGHTED BY FREE FLOAT MARKET CAPITALIZATION ASE20 (2014=1000)

	805.9	806.5	0.07%	-9.48%
--	-------	-------	-------	--------

STOCK PRICE INDEX WEIGHTED BY MARKET CAPITALIZATION (1991=1000)

	WEDNESDAY 30/12/2020	THURSDAY 31/12/2020	% CHANGE	
			DAY BEFORE	YTD
GENERAL	3039.8	3049.6	0.32%	-13.21%
BANKS	5364.0	5410.6	0.87%	-23.75%
INSURANCE	1307.9	1309.2	0.10%	2.08%
SERVICES	701.1	704.2	0.44%	-4.28%
INDUSTRY	2844.6	2818.0	-0.93%	7.84%

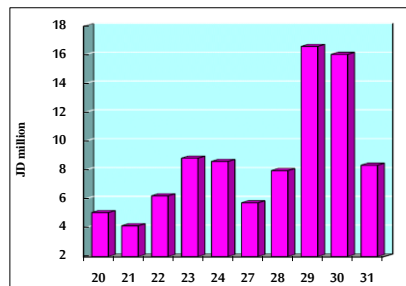
STOCK PRICE MARKET INDEX WEIGHTED BY FREE FLOAT MARKET CAP. (2012=1000)

	WEDNESDAY 30/12/2020	THURSDAY 31/12/2020	% CHANGE	
			DAY BEFORE	YTD
FIRST MARKET	867.1	868.4	0.15%	-9.15%
SECOND MARKET	870.7	871.4	0.08%	4.23%

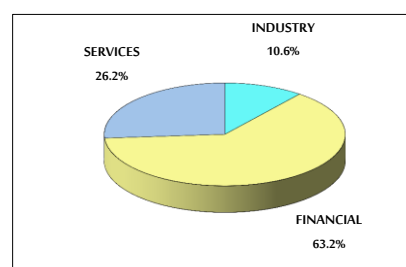
MARKET CAPITALIZATION (JD)

	12,866,051,420	12,907,808,317	0.32%	-13.46%
--	----------------	----------------	-------	---------

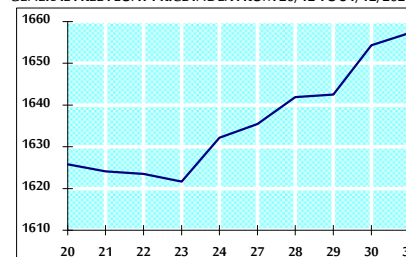
VALUE TRADED FROM 20/12 TO 31/12/2020



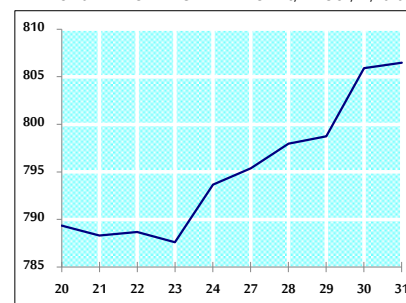
VALUE TRADED BY SECTOR THURSDAY 31/12/2020



GENERAL FREE FLOAT PRICE INDEX FROM 20/12 TO 31/12/2020



ASE20 FREE FLOAT PRICE INDEX FROM 20/12 TO 31/12/2020



GENERAL PRICE INDEX FROM 20/12 TO 31/12/2020

