

Daily Summary for Amman Stock Exchange

VALUE TRADED (JD)

	2020	2021	NET CHANGE	CHANGE (%)
Daily	3,042,733	11,645,130	8,602,397	282.72%
Cumulative (1/6-20/6)	64,372,412	174,888,481	110,516,069	171.68%
Cumulative (3/1-20/6)	380,004,881	1,043,045,815	663,040,934	174.48%

NO. OF SHARES TRADED

	2020	2021	NET CHANGE	CHANGE (%)
Daily	4,540,121	5,515,587	975,466	21.49%
Cumulative (1/6-20/6)	75,568,764	101,482,854	25,914,090	34.29%
Cumulative (3/1-20/6)	364,630,978	851,769,383	487,138,405	133.60%

NO. OF TRANSACTIONS

	2020	2021	NET CHANGE	CHANGE (%)
Daily	1,533	4,593	3,060	199.61%
Cumulative (1/6-20/6)	24,248	67,107	42,859	176.75%
Cumulative (3/1-20/6)	148,672	391,723	243,051	163.48%

SOME FINANCIAL RATIOS FOR THE ASE (20/6/2021)

SECTOR	P/E	P/BV	DIVIDEND YIELD (%)	TURNOVER (%)
FINANCIAL	36.340	0.903	3.137	0.075
SERVICES	-	1.332	2.153	0.119
INDUSTRY	30.037	2.404	2.388	0.111
OVERALL	40.433	1.182	2.777	0.088

STOCK PRICE INDEX WEIGHTED BY FREE FLOAT MARKET CAPITALIZATION (1999=1000)

	THURSDAY 17/06/2021	SUNDAY 20/06/2021	% CHANGE	
			DAY BEFORE	YTD
GENERAL	2135.4	2152.9	0.82%	29.91%
FINANCIAL	2560.4	2562.7	0.09%	18.00%
SERVICES	1386.2	1403.2	1.22%	22.22%
INDUSTRY	3817.6	3908.2	2.37%	84.37%

STOCK PRICE INDEX WEIGHTED BY FREE FLOAT MARKET CAPITALIZATION ASE20 (2014=1000)

	1084.6	1096.3	1.08%	35.94%
--	--------	--------	-------	--------

STOCK PRICE INDEX WEIGHTED BY MARKET CAPITALIZATION (1991=1000)

	WEDNESDAY 16/06/2021	SUNDAY 20/06/2021	% CHANGE	
			DAY BEFORE	YTD
GENERAL	4272.8	4301.4	0.67%	41.05%
BANKS	6890.1	6901.1	0.16%	27.55%
INSURANCE	1278.8	1277.5	-0.11%	-2.42%
SERVICES	813.3	820.7	0.91%	16.54%
INDUSTRY	5217.4	5289.3	1.38%	87.70%

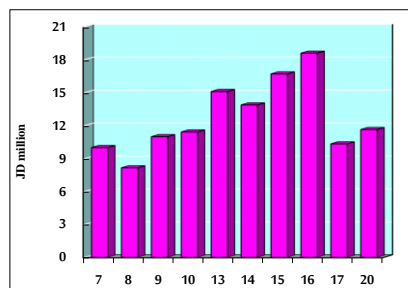
STOCK PRICE MARKET INDEX WEIGHTED BY FREE FLOAT MARKET CAP. (2012=1000)

	WEDNESDAY 16/06/2021	SUNDAY 20/06/2021	% CHANGE	
			DAY BEFORE	YTD
FIRST MARKET	1146.1	1158.1	1.04%	33.36%
SECOND MARKET	975.6	969.6	-0.62%	11.27%

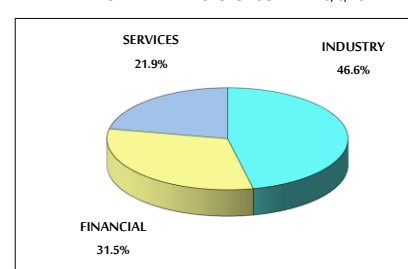
MARKET CAPITALIZATION (JD)

	17,237,063,879	16,550,107,407	-3.99%	28.22%
--	----------------	----------------	--------	--------

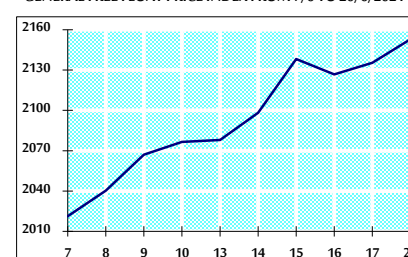
VALUE TRADED FROM 7/6 TO 20/6/2021



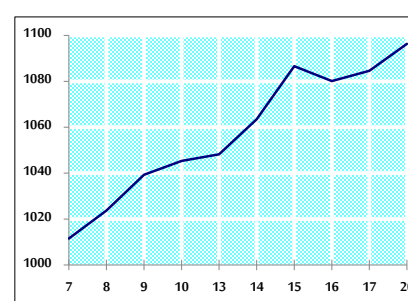
VALUE TRADED BY SECTOR SUNDAY 20/6/2021



GENERAL FREE FLOAT PRICE INDEX FROM 7/6 TO 20/6/2021



ASE20 FREE FLOAT PRICE INDEX FROM 7/6 TO 20/6/2021



GENERAL PRICE INDEX FROM 7/6 TO 20/6/2021

